

KIL/SH/ST.EX/Reg. 31/SS/2018-2019

11th October, 2018

The Secretary
BSE Ltd., Floor 25, P. J. Tower
Dalal Street,
Mumbai – 400001

The Vice-President
National Stock Exchange of India Ltd.
"Exchange Plaza"
Bandra-Kurla Complex, Bandra (E)
Mumbai – 400051

The Secretary
The Calcutta Stock Exchange Ltd.
7, Lyons Range,
Kolkata – 700001

Dear Sirs,

Re: Shareholding Pattern under Regulation 31 of the Securities Exchange Board of India (Listing Obligation and Disclosure Requirements) Regulations, 2015 for the quarter ended 30th September, 2018.

Please find enclosed herewith the Shareholding Statement for the quarter ended 30th September, 2018 in the prescribed format.

Further, also find enclosed the declaration as given under:

Sl No.	Particulars	Yes	No
1	Whether the Listed Entity has issued any partly paid up shares?		√
2	Whether the Listed Entity has issued any convertible securities or Warrants?		√
3	Whether the Listed Entity has any shares against which depository receipts are issued?	√	
4	Whether the Listed Entity has any shares in locked-in?	√	
5	Whether any shares held by promoters are pledge or otherwise encumbered?	√	

Hope, you find the above in order.

Thanking you,

Yours faithfully,
For KESORAM INDUSTRIES LIMITED

GAUTAM GANGULI
Company Secretary

Encl: As above

TABLE -I SUMMARY STATEMENT HOLDING OF SPECIFIED SECURITIES
NAME OF COMPANY KESORAM INDUSTRIES LIMITED
CLASS OF SECURITY : EQUITY
SCRIP CODE/NAME OF THE SCRIP :S02937(BSE), 10000020(CSE) , KESORAMIND(NSE)
REPORT AS ON 30th SEPTEMBER, 2018

Category (I)	Category of the Shareholders (II)	Nos. Of shareholders (III)	No. of fully paid up equity shares held (IV)	No. Of Partly paid-up equity shares held (V)	No. Of shares underlying Depository Receipts (VI)	Total nos. shares held (VII) = (IV)+(V)+ (VI)	Shareholding as a % of total no. of shares (calculated as per SCRR, 1957) (VIII) As a % of (A+B+C2)	Number of Voting Rights held in each class of securities (IX)			No. Of Shares Underlying Outstanding convertible securities (X)	Shareholding, as a % assuming full conversion of convertible securities (as a percentage of diluted share capital) (XI)= (VII)+(X) As a % of (A+B+C2)	Number of Locked in shares (XII)		Number of Shares pledged or otherwise encumbered (XIII)		Number of equity shares held in dematerialized form (XIV)	
								No of Voting Rights		Total as a % (A+B+C)			No.	As a % of total Shares held (b)	No.	As a % of total Shares held (b)		
								Class eg: X	Class eg: y	total			No. (a)	As a % of total Shares held (b)	No. (a)	As a % of total Shares held (b)		
A	PROMOTER & PROMOTER GROUP	17	7582641B	0	0	75826418	53.1780	75826418	0	7582641B	53.1780	0	0.0000	33959679	23.8162	16138250	11.3179	75826418
B	PUBLIC	87020	59721786	0	7041875	66763661	46.8220	66763661	0	66763661	46.8220	0	0.0000	0	0	0	0.0000	65767319
C	NON PROMOTER NON PUBLIC	0	0	0	0	0	0	0	0	0	0	0	0	0	0	0	0.0000	0
C1	SHARES UNDERLYING GDRS	0	0	0	0	0	0	0	0	0	0	0	0	0	0	0	0.0000	0
C2	SHARES HELD BY EMPLOYEE TRUST	0	0	0	0	0	0	0	0	0	0	0	0	0	0	0	0.0000	0
	TOTAL	87037	135548204	0	7041875	142590079	100.0000	142590079	0	142590079	100.0000	0	0.0000	33959679	23.8162	16138250	11.3179	141593737




TABLE -II STATEMENT SHOWING SHAREHOLDING PATTERN OF THE PROMOTER AND PROMOTER GROUP
NAME OF COMPANY KESORAM INDUSTRIES LIMITED
CLASS OF SECURITY : EQUITY
SCRIP CODE/NAME OF THE SCRIP :S02937(BSE), 10000020(CSE) , KESORAMIND(NSE)
REPORT AS ON 30TH SEPTEMBER,2018

Category & Name of the Shareholders (I)	PAN (II)	Nos. Of shareholders (III)	No. of fully paid up equity shares held (IV)	No. Of Partly paid-up equity shares held (V)	No. Of shares underlying Depository Receipts (VI)	Total nos. shares held (VII) = (IV)+(V)+ (VI)	Shareholding as a % calculated as per SCRR, 1957 (VIII) As a % of (A+B+C2)	Number of Voting Rights held in each class of securities (IX)			No. Of Shares Underlying Outstanding convertible securities(including Warrants) (X)	Shareholding, as a % assuming full conversion of convertible securities (as a percentage of diluted share capital) (XI)= (VII)+(X) As a % of (A+B+C2)	Number of Locked in shares (XII)		Number of Shares pledged or otherwise encumbered (XIII)		Number of equity shares held in dematerialized form (XIV)	
								No of Voting Rights		Total as a % of Total Voting rights			No. (a)	As a % of total Shares held (b)	No. (a)	As a % of total Shares held (b)		
								Class: x	Class: y									TOTAL
A Promoter and Promoter Group																		
(1) Indian																		
(a) Individuals/Hindu undivided Family		7	1312409	0	0	1312409	0.9204	1312409	0	1312409	0.9204	0	0.9204	0	0	0	0.0000	1312409
RAJASHREE BIRLA	AAFPB1583L		3250	0	0	3250	0.0023	3250	0	3250	0.0023	0	0.0023	0	0	0	0.0000	3250
VASAVADATTA BAJAJ	ADTPB8366J		5750	0	0	5750	0.0040	5750	0	5750	0.0040	0	0.0040	0	0	0	0.0000	5750
KUMAR MANGALAM BIRLA	AEFPB5926H		300	0	0	300	0.0002	300	0	300	0.0002	0	0.0002	0	0	0	0.0000	300
BASANT KUMAR BIRLA	AEKPB3110L		402496	0	0	402496	0.2823	402496	0	402496	0.2823	0	0.2823	0	0	0	0.0000	402496
JAYASHREE MOHTA	AFAPM4903M		65078	0	0	65078	0.0456	65078	0	65078	0.0456	0	0.0456	0	0	0	0.0000	65078
MANJUSHREE KHAITAN	AGFPK0198L		720158	0	0	720158	0.5051	720158	0	720158	0.5051	0	0.5051	0	0	0	0.0000	720158
VIDULA JALAN	AFVPK1058A		115377	0	0	115377	0.0809	115377	0	115377	0.0809	0	0.0809	0	0	0	0.0000	115377
											0							




TABLE -II STATEMENT SHOWING SHAREHOLDING PATTERN OF THE PROMOTER AND PROMOTER GROUP
NAME OF COMPANY KESORAM INDUSTRIES LIMITED
CLASS OF SECURITY : EQUITY
SCRIP CODE/NAME OF THE SCRIP :502937(BSE), 10000020(CSE) , KESORAMIND(NSE)
REPDRT AS ON 30TH SEPTEMBER, 2018

Category & Name of the Shareholders (I)	PAN (II)	Nos. Of shareholders (III)	No. of fully paid up equity shares held (IV)	No. Of Partly paid-up equity shares held (V)	No. Of shares underlying Depository Receipts (VI)	Total nos. shares held (VII) = (IV)+(V)+(VI)	Shareholding as a % calculated as per SCRR, 1957 (VIII) As a % of (A+B+C2)	Number of Voting Rights held in each class of securities (IX)			No. Of Shares Underlying Outstanding convertible securities (including Warrants) (X)	Shareholding, as a % assuming full conversion of convertible securities (as a percentage of diluted share capital) (XI) = (VII)+(X) As a % of (A+B+C2)	Number of Locked in shares (XII)		Number of Shares pledged or otherwise encumbered (XIII)		Number of equity shares held in dematerialized form (XIV)	
								No of Voting Rights		Total as a % of Total Voting rights			No. (a)	As a % of total Shares held (b)	No. (a)	As a % of total Shares held (b)		
								Class: x	Class: y									TOTAL
(b) Central Government/ State Government(s)		0	0	0	0	0	0	0	0	0	0.0000	0	0	0	0	0.0000	0	
(c) Financial Institutions/ Banks		0	0	0	0	0	0	0	0	0	0.0000	0	0	0	0	0.0000	0	
(d) Any Other (specify)																		
Bodies Corporate		10	74514009	0	0	74514009	52.2576	74514009	0	74514009	52.2576	0	52.2576	33959679	23.8162	16138250	11.3179	74514009
Century Textile and industries ltd	AAACC2659Q		5116800	0	0	5116800	3.5885	5116800	0	5116800	3.5885	0	3.5885	0	0	0	0.0000	5116800
Birla Education Trust	AAATB4584C		954171	0	0	954171	0.6692	954171	0	954171	0.6692	0	0.6692	0	0	0	0.0000	954171
Birla Educational Institution	AAATB3103B		362643	0	0	362643	0.2543	362643	0	362643	0.2543	0	0.2543	0	0	0	0.0000	362643
Birla Institute Of Technology and science	AAATB2599R		1515806	0	0	1515806	1.0631	1515806	0	1515806	1.0631	0	1.0631	0	0	0	0.0000	1515806
Prakash Education Society	AAATP1227G		910922	0	0	910922	0.6388	910922	0	910922	0.6388	0	0.6388	0	0	0	0.0000	910922
Padmavati Investment Ltd	AAACP8632M		1899115	0	0	1899115	1.3319	1899115	0	1899115	1.3319	0	1.3319	0	0	0	0.0000	1899115
Aditya Marketing and Manufacturing limited	AACCA8226F		2449111	0	0	2449111	1.7176	2449111	0	2449111	1.7176	0	1.7176	0	0	0	0.0000	2449111
Manav Investment and Trading Co. Ltd	AACCM0875E		33959679	0	0	33959679	23.8163	33959679	0	33959679	23.8163	0	23.8163	33959679	23.8162	16138250	11.3179	33959679
B.K.birla foundation	AACCB3092J		7012	0	0	7012	0.0049	7012	0	7012	0.0049	0	0.0049	0	0	0	0.0000	7012
Pilani Investment and Industries Corporation Ltd	AABCP7642R		27338750	0	0	27338750	19.1730	27338750	0	27338750	19.1730	0	19.1730	0	0	0	0.0000	27338750




TABLE - II STATEMENT SHOWING SHAREHOLDING PATTERN OF THE PROMOTER AND PROMOTER GROUP
NAME OF COMPANY : KESORAM INDUSTRIES LIMITED
CLASS OF SECURITY : EQUITY
SCRIP CODE/NAME OF THE SCRIP : 502937(BSE), 10000020(CSE) , KESORAMIND(NSE)
REPORT AS ON 30TH SEPTEMBER,2018

Category & Name of the Shareholders (I)	PAN (II)	Nos. Of shareholders (III)	No. of fully paid up equity shares held (IV)	No. Of Partly paid-up equity shares held (V)	No. Of shares underlying Depository Receipts (VI)	Total nos. shares held (VII) = (IV)+(V)+ (VI)	Shareholding as a % calculated as per SCRR, 1957 (VIII) As a % of (A+B+C2)	Number of Voting Rights held in each class of securities (IX)			No. Of Shares Underlying Outstanding convertible securities (including Warrants) (X)	Shareholding, as a % assuming full conversion of convertible securities (as a percentage of diluted share capital) (XI)= (VII)+(X) As a % of (A+B+C2)	Number of Locked in shares (XII)		Number of Shares pledged or otherwise encumbered (XIII)		Number of equity shares held in dematerialized form (XIV)
								No of Voting Rights		Total as a % of Total Voting rights			No. (a)	As a % of total Shares held (b)	No. (a)	As a % of total Shares held (b)	
								Class: x	Class: y								
Sub-Total (A)(1)		17	75826418	0	0	75826418	53.1780	75826418	0	75826418	53.1780	53.1780	33959679	23.8162	16138250	11.3179	75826418
(2) Foreign		0	0	0	0	0	0	0	0	0	0	0.0000	0	0	0	0.0000	0
(a) Individuals (Non Resident Individuals/ Foreign Individuals)		0	0	0	0	0	0	0	0	0	0	0.0000	0	0	0	0.0000	0
(b) Government		0	0	0	0	0	0	0	0	0	0	0.0000	0	0	0	0.0000	0
(c) Institutions		0	0	0	0	0	0	0	0	0	0	0.0000	0	0	0	0.0000	0
(d) Foreign Portfolio Investor		0	0	0	0	0	0	0	0	0	0	0.0000	0	0	0	0.0000	0
(e) Any Other (specify)		0	0	0	0	0	0	0	0	0	0	0.0000	0	0	0	0.0000	0
Sub-Total (A)(2)		0	0	0	0	0	0	0	0	0	0	0.0000	0	0	0	0.0000	0
Total Shareholding of Promoter and Promoter Group (A)=(A)(1)+(A)(2)		17	75826418	0	0	75826418	53.1780	75826418	0	75826418	53.1780	53.1780	33959679	23.8162	16138250	11.3179	75826418

DETAILS OF SHARES WHICH REMAIN UNCLAIMED MAY BE GIVEN HERE ALONG WITH DETAILS SUCH AS NUMBER OF SHARE HOLDER ,OUTSTANDING SHARES HOLD IN DEMAT/UNCLAIMED SUSPENSE ACCOUNT VOTING RIGHT WHICH ARE FROZEN ETC. N.A.

NOTE 1. PAN WOULD NOT BE DISPLAYED ON WEBSITE OF STOCK EXCHANGE(S).

2. THE TERM "ENCUMBRANCE " HAS THE SAME MEANING AS ASSIGNED UNDER 28(3) OF SEBI (SUBSTANTIAL ACQUISITION OF SHARES AND TAKE OVERS) REGULATIONS,2011




TABLE -III STATEMENT SHOWING SHAREHOLDING PATTERN OF THE PUBLIC SHAREHOLDER
NAME OF COMPANY KESORAM INDUSTRIES LIMITED
CLASS OF SECURITY : EQUITY
SCRIP CODE/NAME OF THE SCRIP :502937(BSE), 10000D20(CSE) , KESORAMIND(NSE)
REPDRT AS ON 30TH SEPTEMBER,2018

Category & Name of the Shareholders (I)	PAN (II)	Nos. Of shareholders (III)	No. of fully paid up equity shares held (IV)	No. Of Partly paid-up equity shares held (V)	No. Of shares underlying Depository Receipts (VI)	Total nos. shares held (VII) = (IV)+(V)+ (VI)	Shareholding as a % calculated as per SCRR, 1957 (VIII) As a % of (A+B+C2)	Number of Voting Rights held in each class of securities (IX)			No. Of Shares Outstanding convertible securities(including Warrants) (X)	Shareholding, as a % assuming full conversion of convertible securities (as a percentage of diluted share capital) (XI)= (VII)+(X) As a % of (A+B+C2)	Number of Locked in shares (XII)		Number of Shares pledged or otherwise encumbered (XIII)		Number of equity shares held in dematerialized form (XIV)	
								No of Voting Rights		Total as a % of Total Voting rights			No. (a)	As a % of total Shares held (b)	No. (a)	As a % of total Shares held (b)		
								Class: x	Class: y	TOTAL								
B1																		
(1)																		
(a)			11	143126	0	0	143126	0.1004	143126	0	143126	0.1004	0	0	0	0.0000	131896	0
(b)			0	0	0	0	0.0000	0	0	0	0.0000	0	0	0	0.0000	0	0	0
(c)			0	0	0	0	0.0000	0	0	0	0.0000	0	0	0	0.0000	0	0	0
(d)			0	0	0	0	0.0000	0	0	0	0.0000	0	0	0	0.0000	0	0	0
(e)			11	2158623	0	0	2158623	1.5139	2158623	0	2158623	1.5139	0	0	0	0.0000	2151823	0
(i)		AACCH6785N		1694521	0	0	1694521	1.1884	1694521	0	1694521	1.1884	0	0	0	0.0000	1694521	0
(f)			36	333186	0	0	333186	0.2337	333186	0	333186	0.2337	0	0	0	0.0000	317675	0




TABLE -III STATEMENT SHOWING SHAREHOLDING PATTERN OF THE PUBLIC SHAREHOLDER
NAME OF COMPANY KESORAM INDUSTRIES LIMITED
CLASS OF SECURITY : EQUITY
SCRIP CODE/NAME OF THE SCRIP :502937(BSE), 10000020(CSE) , KESORAMIND(NSE)
REPORT AS ON 30TH SEPTEMBER,2018

Category & Name of the Shareholders (I)	PAN (II)	Nos. Of shareholders (III)	No. of fully paid up equity shares held (IV)	No. Of Partly paid-up equity shares held (V)	No. Of shares underlying Depository Receipts (VI)	Total nos. shares held (VII) = (IV)+(V)+ (VI)	Shareholding as a % calculated as per SCRR, 1957 (VIII) As a % of (A+B+C2)	Number of Voting Rights held in each class of securities (IX)			No. Of Shares Outstanding convertible securities (including Warrants) (X)	Shareholding, as a % assuming full conversion of convertible securities (as a percentage of diluted share capital) (XI)= (VII)+(X) As a % of (A+B+C2)	Number of Locked in shares (XII)		Number of Shares pledged or otherwise encumbered (XIII)		Number of equity shares held in dematerialized form (XIV)
								No of Voting Rights		Total as a % of Total Voting rights			No. (a)	As a % of total Shares held (b)	No. (a)	As a % of total Shares held (b)	
								Class: x	Class: y								
(g) INSURANCE COMPANIES		6	5434411	0	0	5434411	3.8112	5434411	0	5434411	3.8112126	3.8112	0	0	0	0.0000	5434211
LIFE INSURANCE CORPORATION OF INDIA	AAACL0582H		4983817	0	0	4983817	3.4952	4983817	0	4983817	3.495206	3.4952	0	0	0	0.0000	4983817
PROVIDENT FUND/PENSION FUND			0	0	0	0	0.0000	0	0	0	0	0.0000	0	0	0	0.0000	0
(h) Any Other (specify)			0	0	0	0	0.0000	0	0	0	0	0.0000	0	0	0	0.0000	0
Sub-Total (B)(1)		64	8069346	0	0	8069346	5.6591	8069346	0	8069346	5.6591	5.6591	0	0	0	0.0000	8035605
B2 Central Govt/State Govt(s) (IEPF4 AUTHORITIES)		1	340251	0	0	340251	0.2386	340251	0	340251	0.2386218	0.2386	0	0	0	0.0000	340251
Sub-Total (B)(2)		1	340251	0	0	340251	0.2386	340251	0	340251	0.2386218	0.2386	0	0	0	0.0000	340251




TABLE -III STATEMENT SHOWING SHAREHOLDING PATTERN OF THE PUBLIC SHAREHOLDER
NAME OF COMPANY: KESORAM INDUSTRIES LIMITED
CLASS OF SECURITY: EQUITY
SCRIP CODE/NAME OF THE SCRIP: :502937(BSE), 10000020(CSE), KESDRAMIND(NSE)
REPORT AS ON 30TH SEPTEMBER,2018

Category & Name of the Shareholders (I)	PAN (II)	Nos. Of shareholders (III)	No. of fully paid up equity shares held (IV)	No. Of Partly paid-up equity shares held (V)	No. Of shares underlying Depository Receipts (VI)	Total nos. shares held (VII) = (IV)+(V)+ (VI)	Shareholding as a % calculated as per SCRR, 1957 (VIII) As a % of (A+B+C2)	Number of Voting Rights held in each class of securities (IX)			No. Of Shares Underlying Outstanding convertible securities (including Warrants) (X)	Shareholding as a % assuming full conversion of convertible securities (as a percentage of diluted share capital) (XI)= (VII)+(X) As a % of (A+B+C2)	Number of Locked in shares (XII)		Number of Shares pledged or otherwise encumbered (XIII)		Number of equity shares held in dematerialized form (XIV)	
								Class: x	Class: y	TOTAL			No. (a)	As a % of total Shares held (b)	No. (a)	As a % of total Shares held (b)		
B3	Non-institutions																	
(a(i))	Individuals - i. Individual shareholders holding nominal share capital up to Rs. 2 lakhs.		84673	22492720	0	0	22492720	15.7744	22492720	0	22492720	15.7744	15.7744	0	0	0	0.0000	21582950
(a(ii))	Individuals - ii. Individual shareholders holding nominal share capital in excess of Rs. 2 lakhs.		106	6718770	0	0	6718770	4.7119	6718770	0	6718770	4.7119	4.7119	0	0	0	0.0000	6693948
(b)	NBFCs registered with RBI		4	133561	0	0	133561	0.0937	133561	0	133561	0.0937	0.0937	0	0	0	0.0000	133561
(c)	Co-operative Societies		1	25000	0	0	25000	0.0175	25000	0	25000	0.0175	0.0175	0	0	0	0.0000	25000
(d)	Overseas Depositories (holding DRs) (balancing figure)		1	0	0	7041875	7041875	4.9385	7041875	0	7041875	4.9385	4.9385	0	0	0	0.0000	7041875
	DEUTSCHE BANK TRUST COMPANY AMERICAS	AACCD4898E		0	0	7041875	7041875	4.9385	7041875	0	7041875	4.9385	4.9385	0	0	0	0.0000	7041875




TABLE -III STATEMENT SHOWING SHAREHOLDING PATTERN OF THE PUBLIC SHAREHOLDER

NAME OF COMPANY

KESORAM INDUSTRIES LIMITED

CLASS OF SECURITY: EQUITY

SCRIP CODE/NAME OF THE SCRIP

:502937(BSE),

1000020(CSE)

, KESORAMIND(NSE)

REPORT AS ON 30TH SEPTEMBER, 2018

Category & Name of the Shareholders (I)	PAN (II)	Nos. Of shareholders (III)	No. of fully paid up equity shares held (IV)	No. Of Partly paid-up equity shares held (V)	No. Of shares underlying Depository Receipts (VI)	Total nos. shares held (VII) = (IV)+(V)+ (VI)	Shareholding as a % calculated as per SCRR, 1957 (VIII) As a % of (A+B+C2)	Number of Voting Rights held in each class of securities (IX)			No. Of Shares Underlying Outstanding convertible securities (including Warrants) (X)	Shareholding, as a % assuming full conversion of convertible securities (as a percentage of diluted share capital) (XI)= (VII)+(X) As a % of (A+B+C2)	Number of Locked in shares (XII)		Number of Shares pledged or otherwise encumbered (XIII)		Number of equity shares held in dematerialized form (XIV)	
								No of Voting Rights					Total as a % of Total Voting rights	No. (a)	As a % of total Shares held (b)	No. (a)		As a % of total Shares held (b)
								Class: x	Class: y	TOTAL								
(e) Any Other (specify)			0	0	0	0	0	0	0	0	0.0000	0	0	0	0	0	0	
i OTHER BODIES CORPORATE		1307	17212466	0	0	17212466	12.0713	17212466	0	17212466	12.0713	0	0	0	0	0.0000	17191487	
FINQUEST SECURITIES PVT LTD	AABC7028F		2159300	0	0	2159300	1.5143	2159300	0	2159300	1.5143	0	0	0	0	0.0000	2159300	
HIGHGATE INDUSTRIES LIMITE0	AADCH9598L		7165325	0	0	7165325	5.0251	7165325	0	7165325	5.0251	0	0	0	0	0.0000	7165325	
							0.0000				0.0000							
ii NON RESIDENT INDIVIDUAL		818	975627	0	0	975627	0.6842	975627	0	975627	0.6842	0	0	0	0	0.0000	969893	
iii TRUST		5	3996	0	0	3996	0.0028	3996	0	3996	0.0028	0	0	0	0	0.0000	3996	
iv UNCLAIMED SUSPENSE A/C		1	5	0	0	5	0.0000	5	0	5	0.0000	0	0	0	0	0.0000	5	
v ENEMY PROPERTY		37	8099	0	0	8099	0.0057	8099	0	8099	0.0057	0	0	0	0	0.0000	6803	




TABLE - III STATEMENT SHOWING SHAREHOLDING PATTERN OF THE PUBLIC SHAREHOLDER
NAME OF COMPANY KESORAM INDUSTRIES LIMITED
CLASS OF SECURITY : EQUITY
SCRIP CODE/NAME OF THE SCRIP :S02937(BSE), 1000020(CSE) , KESORAMIND(NSE)
REPORT AS ON 30TH SEPTEMBER,2018

Category & Name of the Shareholders (I)	PAN (II)	Nos. Of shareholders (III)	No. of fully paid up equity shares held (IV)	No. Of Partly paid-up equity shares held (V)	No. Of shares underlying Depository Receipts (VI)	Total nos. shares held (VII) = (IV)+(V)+ (VI)	Shareholding as a % calculated as per SCRR, 1957 (VIII) As a % of (A+B+C2)	Number of Voting Rights held in each class of securities (IX)			No. Of Shares Underlying Outstanding convertible securities (including Warrants) (X)	Shareholding, as a % assuming full conversion of convertible securities (as a percentage of diluted share capital) (XI)= (VII)+(X) As a % of (A+B+C2)	Number of Locked in shares (XII)		Number of Shares pledged or otherwise encumbered (XIII)		Number of equity shares held in dematerialized form (XIV)		
								No of Voting Rights					Total as a % of Total Voting rights	No. (a)	As a % of total Shares held (b)	No. (a)		As a % of total Shares held (b)	
								Class: x	Class: y	TOTAL									
vi	DCB		2	3741945	0	0	3741945	2.6243	3741945	0	3741945	2.6243	0	0	0	0	0.0000	3741945	
	DEVI INVESTMENT AND DEVELOPMENT	AACCD1757E		3441945	0	0	3441945	2.4139	3441945	0	3441945	2.4139	0	0	0	0	0.0000	3441945	
vii	FOREIGN COMPANIES		0	0	0	0	0	0.0000	0	0	0	0.0000	0	0	0	0	0.0000	0	
	Sub-Total (B)(3)		86955	51312189	0	7041875	58354064	40.9244	58354064	0	58354064	40.9244	0	0	0	0	0.0000	57391463	
	Total Public Shareholding (B)=(B)(1)+(B)(2)+(B)(3)		87020	59721786	0	7041875	66763661	46.8221	66763661	0	66763661	46.8221	0	0	0	0	0.0000	65767319	
	TOTAL (A+B)		87037	135548204	0	7041875	142590079	100.0000	142590079	0	142590079	100.0000	0	0	33959679	23,816299	16138250	11,3179	141593737

DETAILS OF THE SHAREHOLDERS ACTING AS PERSONS IN CONCERT INCLUDING THEIR SHAREHOLDING (NO. AND %): N/A.

DETAILS OF SHARES WHICH REMAIN UNCLAIMED MAY BE GIVEN HERE ALONG WITH DETAILS SUCH AS NUMBER OF SHARE HOLDER ,OUTSTANDING SHARES HOLD IN DEMAT/UNCLAIMED SUSPENSE ACCOUNT VOTING RIGHT WHICH ARE FROZEN ETC.

NO OF SHARE HOLDER	SHARES HELD
1	5

- NOTE
1. PAN WOULD NOT BE DISPLAYED ON WEBSITE OF STOCK EXCHANGE(S).
 2. The above format needs to be disclosed along with the name of following persons /institution /non institution holding more than 1% of total number of shares.
 3. W.R.T the information pertaining to depository receipt the same may be disclosed in the respective column to the extent information available and the balance to be disclosed as held by custodian.




TABLE -IV STATEMENT SHOWING SHAREHOLDING PATTERN OF THE NDN PROMOTER - NON PUBLIC SHAREHOLDER
 NAME OF COMPANY: KESORAM INDUSTRIES LIMITED
 CLASS OF SECURITY : EQUITY
 SCRIP CODE/ NAME OF THE SCRIP : SB2937(BSE), 10000020(CSE), KESDRAMIND(NSE)
 REPORT AS ON 30TH SEPTEMBER,2018

Category & Name of the Shareholders (I)	PAN (II)	Nos. Of shareholders (III)	No. of fully paid up equity shares held (IV)	No. Of Partly paid-up equity shares held (V)	No. Of shares underlying Depository Receipts (VI)	Total nos. shares held (VII) = (IV)+(V)+(VI)	Shareholding as a % calculated as per SCRR, 1957 (VII) As a % of (A+B+C2)	Number of Voting Rights held in each class of securities (IX)			No. Of Shares Underlying Outstanding convertible securities (including Warrants) (X)	Shareholding as a % assuming full conversion of convertible securities (as a percentage of diluted share capital) (XI) = (VII)+(X) As a % of (A+B+C2)	Number of Locked in shares (XII)		Number of Shares pledged or otherwise encumbered (XIII)		Number of equity shares held in dematerialized form (XIV)		
								No of Voting Rights		Total as a % of Total Voting rights			No. (a)	As a % of total Shares held (b)	No. (a)	As a % of total Shares held (b)			
								Class: x	Class: y									TOTAL	
C	NDNPROMOTER NON PUBLIC																		
(1)	Custodian/DR Holder -		0					0	0	0			D	0.0000	0	0.0000		0	
(a)	Name of DR Holders (If Available)																		
(2)	Employee Benefit Trust (under SEBI (Share based Employee Benefit) Regulations, 2014)																		
	Total Non Promoter- Non Public Shareholding																		
	(C) = (C1)+(C)(2)																		
	Total (A+B+C)		870371	135548204	0	7041875	142590079	100.00	142590079	0	142590079	100.00	100.0000	33959679	23.8162	16138250	11.7506	141593737	

NOTE

- PAN WOULD NOT BE DISPLAYED ON WEBSITE OF STOCK EXCHANGE(S).
- The above format needs to be disclosed along with the name of following persons /Institution /non Institution holding more than 1% of total number of shares.
- W.R.T the information pertaining to depository receipt the same may be disclosed in the respective column to the extent information available and the balance to be disclosed as held by custodian.

