

KIL/SH/SE/Reg. 31/2020-2021

Dated: 12<sup>th</sup> October, 2020

The Secretary  
BSE Ltd.  
Phiroze Jeejeebhoy Towers,  
Dalal Street,  
Mumbai – 400001  
(Stock Code – 502937)

The Vice-President  
National Stock Exchange of India Ltd.  
“Exchange Plaza”,  
Plot no. C/1, G. Block  
Bandra-Kurla Complex, Bandra (E)  
Mumbai – 400051  
(Symbol – KESORAMIND)

The Secretary  
The Calcutta Stock Exchange Ltd.  
7, Lyons Range,  
Kolkata – 700001  
(Scrip code – 10000020)

**Sub: Shareholding Pattern under Regulation 31 of the Securities and Exchange Board of India (Listing Obligations and Disclosure Requirements) Regulations, 2015 for the quarter ended 30<sup>th</sup> September, 2020.**

Dear Sirs,

Please find enclosed herewith the Shareholding Pattern for the quarter ended 30<sup>th</sup> September, 2020 in the prescribed format.

Further, also find enclosed the declaration as given under:

SI No.	Particulars	Yes	No
1	Whether the Listed Entity has issued any partly paid up shares ?		✓
2	Whether the Listed Entity has issued any convertible securities or Warrants ?		✓
3	Whether the Listed Entity has any shares against which depository receipts are Issued ?	✓	
4	Whether the Listed Entity has any shares in locked-in ?	✓	
5	Whether any shares held by promoters are pledged or otherwise encumbered ?	✓	
6	Whether the Company has equity shares with differential voting rights ?		✓
7	Whether the Listed Entity has any Significant Beneficial Owner ?		✓
8	Whether the Listed Entity is Public Sector Undertaking (PSU) ?		✓

Hope, you find the above in order.

Yours faithfully,  
For Kesoram Industries Limited



**Kaushik Biswas**  
Company Secretary

Encl: as above.

P + 91 33 2243 5453, 2242 9454  
+ 91 33 2248 0764, 2213 0441  
F + 91 33 2210 9455  
E : corporate@kesoram.net

Kesoram Industries Limited  
Registered & Corporate Office :  
9/1, R.N. Mukherjee Road, Kolkata - 700 001  
CIN - L17119WB1919PLC003429



TABLE - I SUMMARY STATEMENT HOLDING OF SPECIFIED SECURITIES  
NAME OF COMPANY: KESORAM INDUSTRIES LIMITED  
CLASS OF SECURITY: EQUITY  
SCRIP CODE/NAME OF THE SCRIP: 502937(BSE), 1000020(CSE), KESORAMIND(NSE)  
REPORT AS ON: 30TH SEP, 2020

Category (I)	Category of the Shareholders (II)	Nos. Of shareholders (III)	No. of fully paid up equity shares held (IV)	No. Of Partly paid-up equity shares held (V)	No. Of shares underlying Depository Receipts (VI)	Total nos. shares held (VII) = (IV)+(V)+ (VI)	Shareholding as a % of total no. of shares (calculated as per SCRR, 1957) (VIII) As a % of (A+B+C2)	Number of Voting Rights held in each class of securities (IX)			No. Of Shares Underlying Outstanding convertible securities (X)	Shareholding, as a % assuming full conversion of convertible securities ( as a percentage of diluted share capital) (XI)= (VII)+(X) As a % of (A+B+C2)	Number of Locked in shares (XII)		Number of Shares pledged or otherwise encumbered (XIII)		Number of equity shares held in dematerialized form (XIV)	
								Class eg: X	Class eg: y	total			Total as a % (A+B+C)	No. (a)	As a % of total Shares held (b)	No. (a)		As a % of total Shares held (b)
A	PROMOTER & PROMOTER GROUP	15	75761340	0	0	75761340	53.1324	75761340	0	75761340	53.1324	0	53.1324	17821429	12.4984	33959679	23.8163	75761340
B	PUBLIC	85189	59786864	0	7041875	66828739	46.8676	66828739	0	66828739	46.8676	0	46.8676	0	0	0	0.0000	65934588
C	NON PROMOTER NON PUBLIC	0	0	0	0	0	0	0	0	0	0	0	0.0000	0	0	0	0.0000	0
C1	SHARES UNDERLYING GDRS																	
C2	SHARES HELD BY EMPLOYEE TRUST																	
	TOTAL	85204	135548204	0	7041875	142590079	100	142590079	0	142590079	100	0	100	17821429	12.4984	33959679	23.8163	141695928



TABLE -II STATEMENT SHOWING SHAREHOLDING PATTERN OF THE PROMOTER AND PROMOTER GROUP  
NAME OF COMPANY KESORAM INDUSTRIES LIMITED  
CLASS OF SECURITY : EQUITY  
SCRIP CODE/NAME OF THE SCRIP :502937(BSE), 10000020(CSE) , KESORAMIND(NSE)  
REPORT AS ON: 30TH SEP,2020

Category & Name of the Shareholders (I)	PAN (II)	Nos. Of shareholders (III)	No. of fully paid up equity shares held (IV)	No. Of Partly paid-up equity shares held (V)	No. Of shares underlying Depository Receipts (VI)	Total nos. shares held (VII) = (IV)+(V)+ (VI)	Shareholding as a % calculated as per SCRR, 1957 (VIII) As a % of (A+B+C2)	Number of Voting Rights held in each class of securities (IX)			No. Of Shares Underlying Outstanding convertible securities (including Warrants) (X)	Shareholding, as a % assuming full conversion of convertible securities ( as a percentage of diluted share capital) (XI)= (VII)+(X) As a % of (A+B+C2)	Number of Locked in shares (XII)		Number of Shares pledged or otherwise encumbered (XIII)		Number of equity shares held in dematerialized form (XIV)	
								No of Voting Rights		Total as a % of Total Voting rights			No. (a)	As a % of total Shares held (b)	No. (a)	As a % of total Shares held (b)		
								Class: x	Class: y	TOTAL								
A																		
(1)																		
(a)																		
Promoter and Promoter Group																		
Indian																		
Individuals/Hindu undivided Family			6	1247331	0	0	1247331	0.8748	1247331	0	1247331	0.8748	0	0	0	0	0.0000	1247331
RAJASHREE BIRLA	AAFP81583L			3250	0	0	3250	0.0023	3250	0	3250	0.0023	0	0	0	0	0.0000	3250
VASAVADATTA BAJAJ	ADTPB8366J			5750	0	0	5750	0.0040	5750	0	5750	0.0040	0	0	0	0	0.0000	5750
KUMAR MANGALAM BIRLA	AEFPB5926H			300	0	0	300	0.0002	300	0	300	0.0002	0	0	0	0	0.0000	300
LATE BASANT KUMAR BIRLA	AEKPB3110L			402496	0	0	402496	0.2823	402496	0	402496	0.2823	0	0	0	0	0.0000	402496
JAYASHREE MOHTA	AFAPM4903M			0	0	0	0	0	0	0	0	0.0000	0	0	0	0	0.0000	0
MANJUSHREE KHAITAN	AGFPK0198L			720158	0	0	720158	0.5051	720158	0	720158	0.5051	0	0	0	0	0.0000	720158
VIDULA JALAN	AFVPK1058A			115377	0	0	115377	0.0809	115377	0	115377	0.0809	0	0	0	0	0.0000	115377




TABLE -H STATEMENT SHOWING SHAREHOLDING PATTERN OF THE PROMOTER AND PROMOTER GROUP  
NAME OF COMPANY KESORAM INDUSTRIES LIMITED  
CLASS OF SECURITY : EQUITY  
SCRIP CODE/NAME OF THE SCRIP :502937(BSE), 10000020(CSE) , KESORAMIND(NSE)  
REPORT AS ON 30TH SEP, 2020

Category & Name of the Shareholders (I)	PAN (II)	Nos. Of shareholders (III)	No. of fully paid up equity shares held (IV)	No. Of Partly paid-up equity shares held (V)	No. Of shares underlying Depository Receipts (VI)	Total nos. shares held (VII) = (IV)+(V)+ (VI)	Shareholding as a % calculated as per SCRR, 1957 (VIII) As a % of (A+B+C2)	Number of Voting Rights held in each class of securities (IX)			No. Of Shares Underlying Outstanding convertible securities (including Warrants) (X)	Shareholding, as a % assuming full conversion of convertible securities (as a percentage of diluted share capital) (XI)= (VII)+(X) As a % of (A+B+C2)	Number of Locked in shares (XII)		Number of Shares pledged or otherwise encumbered (XIII)		Number of equity shares held in dematerialized form (XIV)		
								No of Voting Rights		Total as a % of Total Voting rights			No. (a)	As a % of total Shares held (b)	No. (a)	As a % of total Shares held (b)			
								Class: x	Class: y									TOTAL	
(b) Central Government/ State Government(s)		0	0	0	0	0	0	0	0	0	0	0	0	0	0	0	0	0	
(c) Financial Institutions/ Banks		0	0	0	0	0	0	0	0	0	0	0	0	0	0	0	0	0	
(d) Any Other (specify)																			
Bodies Corporate		9	74514009	0	0	74514009	52.2576	74514009	0	74514009	52.2576	0	52.2576	17821429	12.4984	33959679	23.8163	74514009	
Century Textile and Industries Ltd.	AAACC2659Q		5116800	0	0	5116800	3.5885	5116800	0	5116800	3.5885	0	3.5885	0	0	0	0	0.0000	5116800
Birla Education Trust	AAATB4584C		954171	0	0	954171	0.6692	954171	0	954171	0.6692	0	0.6692	0	0	0	0	0.0000	954171
Birla Educational Institution	AAATB3103B		362643	0	0	362643	0.2543	362643	0	362643	0.2543	0	0.2543	0	0	0	0	0.0000	362643
Birla Institute Of Technology and Science	AAATB2599R		1515806	0	0	1515806	1.0631	1515806	0	1515806	1.0631	0	1.0631	0	0	0	0	0.0000	1515806
Prakash Education Society	AAATP1227G		910922	0	0	910922	0.6388	910922	0	910922	0.6388	0	0.6388	0	0	0	0	0.0000	910922
Padmavati Investment Ltd.	AABCP8632M		1899115	0	0	1899115	1.3319	1899115	0	1899115	1.3319	0	1.3319	0	0	0	0	0.0000	1899115
Aditya Marketing and Manufacturing Ltd.	AACCA8226F		2449111	0	0	2449111	1.7176	2449111	0	2449111	1.7176	0	1.7176	0	0	0	0	0.0000	2449111
Manav Investment and Trading Company Ltd.	AACCM0875E		33966691	0	0	33966691	23.821	33966691	0	33966691	23.821	0	23.821	17821429	12.4984	33959679	23.8163	33966691	
B. K. Birla Foundation	AACCB3092J		0	0	0	0	0.0000	0	0	0	0	0	0.0000	0	0	0	0	0.0000	0
Pilani Investment and Industries Corporation Ltd.	AABCP7642R		27338750	0	0	27338750	19.1730	27338750	0	27338750	19.1730	0	19.1730	0	0	0	0	0.0000	27338750




TABLE -II STATEMENT SHOWING SHAREHOLDING PATTERN OF THE PROMOTER AND PROMOTER GROUP  
NAME OF COMPANY KESORAM INDUSTRIES LIMITED  
CLASS OF SECURITY : EQUITY  
SCRIP CODE/NAME OF THE SCRIP :502937(BSE), 10000020(CSE) , KESDRAMIND(NSE)  
REPORT AS ON 30TH SEP,2020

Category & Name of the Shareholders (I)	PAN (II)	Nos. Of shareholders (III)	No. of fully paid up equity shares held (IV)	No. Of Partly paid-up equity shares held (V)	No. Of shares underlying Depository Receipts (VI)	Total nos. shares held (VII) = (IV)+(V)+ (VI)	Shareholding as a % calculated as per SCRR, 1957 (VIII) As a % of (A+B+C2)	Number of Voting Rights held in each class of securities (IX)			No. Of Shares Underlying Outstanding convertible securities (including Warrants) (X)	Shareholding, as a % assuming full conversion of convertible securities (as a percentage of diluted share capital) (XI) = (VII)+(X) As a % of (A+B+C2)	Number of Locked in shares (XII)		Number of Shares pledged or otherwise encumbered (XIII)		Number of equity shares held in dematerialized form (XIV)
								No of Voting Rights		Total as a % of Total Voting rights			No. (a)	As a % of total Shares held (b)	No. (a)	As a % of total Shares held (b)	
								Class: x	Class: y	TOTAL							
Sub-Total (A)(1)		15	75761340	0	0	75761340	53.1324	75761340	0	75761340	53.1324	53.1324	17821429	12.4984	33959679	23.8163	75761340
(2) Foreign		0	0	0	0	0	0	0	0	0	0.0000	0.0000	0	0	0	0.0000	0
(a) Individuals (NonResident Individuals/ Foreign Individuals)		0	0	0	0	0	0	0	0	0	0.0000	0.0000	0	0	0	0.0000	0
(b) Government		0	0	0	0	0	0	0	0	0	0.0000	0.0000	0	0	0	0.0000	0
(c) Institutions		0	0	0	0	0	0	0	0	0	0.0000	0.0000	0	0	0	0.0000	0
(d) Foreign Portfolio Investor		0	0	0	0	0	0	0	0	0	0.0000	0.0000	0	0	0	0.0000	0
(e) Any Other (specify)		0	0	0	0	0	0	0	0	0	0.0000	0.0000	0	0	0	0.0000	0
Sub-Total (A)(2)		0	0	0	0	0	0	0	0	0	0.0000	0.0000	0	0	0	0.0000	0
Total Shareholding of Promoter and Promoter Group (A)=(A)(1)+(A)(2)		15	75761340	0	0	75761340	53.1324	75761340	0	75761340	53.1324	53.1324	17821429	12.4984	33959679	23.8163	75761340

DETAILS OF SHARES WHICH REMAIN UNCLAIMED MAY BE GIVEN HERE ALONG WITH DETAILS SUCH AS NUMBER OF SHARE HOLDER ,OUTSTANDING SHARES HOLD IN DEMAT/UNCLAIMED SUSPENSE ACCOUNT VOTING RIGHT WHICH ARE FROZEN ETC. N.A.

- NOTE
- PAN WOULD NOT BE DISPLAYED ON WEBSITE OF STOCK EXCHANGE(S).
  - THE TERM "ENCUMBRANCE" HAS THE SAME MEANING AS ASSIGNED UNDER 28(3) OF SEBI (SUBSTANTIAL ACQUISITION OF SHARES AND TAKE OVERS) REGULATIONS,2011




TABLE -III STATEMENT SHOWING SHAREHOLDING PATTERN OF THE PUBLIC SHAREHOLDER  
NAME OF COMPANY KESORAM INDUSTRIES LIMITED  
CLASS OF SECURITY : EQUITY  
SCRIP CODE/NAME OF THE SCRIP :502937(BSE), 10000020(CSE) , KESORAMIND(NSE)  
REPORT AS ON 30TH SEP, 2020

Category & Name of the Shareholders (I)	PAN (II)	Nos. Of shareholders (III)	No. of fully paid up equity shares held (IV)	No. Of Partly paid-up equity shares held (V)	No. Of shares underlying Depository Receipts (VI)	Total nus. shares held (VII) = (IV)+(V)+ (VI)	Shareholding as a % calculated as per SCRR, 1957 (VIII) As a % of (A+B+C2)	Number of Voting Rights held in each class of securities (IX)			No. Of Shares Underlying Outstanding convertible securities( including Warrants) (X)	Shareholding, as a % assuming full conversion of convertible securities ( as a percentage of diluted share capital) (XI)= (VII)+(X) As a % of (A+B+C2)	Number of Locked in shares (XII)		Number of Shares pledged or otherwise encumbered (XIII)		Number of equity shares held in dematerialized form (XIV)		
								No of Voting Rights		Total as a % of Total Voting rights			No. (a)	As a % of total Shares held (b)	No. (a)	As a % of total Shares held (b)			
								Class: x	Class: y									TOTAL	
<b>B1</b> Public shareholding																			
(I) Institutions																			
(a) Mutual Funds			10	12240	0	0	12240	0.0086	12240	0	12240	0.0086	0	0.0086	0	0	0	0.0000	1010
(b) Venture Capital Funds			0	0	0	0	0	0.0000	0	0	0	0.0000	0	0.0000	0	0	0	0.0000	0
(c) Alternate Investment Funds			0	0	0	0	0	0.0000	0	0	0	0.0000	0	0.0000	0	0	0	0.0000	0
(d) Foreign Venture Capital Investors			0	0	0	0	0	0.0000	0	0	0	0.0000	0	0.0000	0	0	0	0.0000	0
(e) Foreign Portfolio Investors			2	6700	0	0	6700	0.0047	6700	0	6700	0.0047	0	0.0047	0	0	0	0.0000	0
(f) Financial Institutions/ Banks			33	16784	0	0	16784	0.0116	16784	0	16784	0.0116	0	0.0116	0	0	0	0.0000	1398




TABLE III: STATEMENT SHOWING SHAREHOLDING PATTERN OF THE PUBLIC SHAREHOLDER

NAME OF COMPANY: KESORAM INDUSTRIES LIMITED  
 CLASS OF SECURITY: EQUITY  
 SCRIP CODE/NAME OF THE SCRIP: 502937(BSE), 1000020(CSE), KESORAMIND.NSEI  
 REPORT AS ON 30TH SEP,2020

Category & Name of the Shareholders (I)	PAN (II)	Nos. Of shareholders (III)	No. of fully paid up equity shares held (IV)	No. Of Partly paid-up equity shares held (V)	No. Of shares underlying Depository Receipts (VI)	Total nos. shares held (VII) = (IV) + (V) + (VI)	Shareholding as a % calculated as per SCRR, 1957 (VIII) As a % of (A+B+C2)	Number of Voting Rights held in each class of securities (IX)			No. Of Shares Underlying Outstanding convertible securities (including Warrants) (X)	Shareholding as a % assuming full conversion of convertible securities ( as a percentage of diluted share capital) (XI) = (VII) + (X) As a % of (A+B+C2)	Number of Locked in shares (XII)		Number of Shares pledged or otherwise encumbered (XIII)		Number of equity shares held in dematerialized form (XIV)
								Class: x	Class: y	TOTAL			No. (a)	As a % of total Shares held (b)	No. (a)	As a % of total Shares held (b)	
(g) INSURANCE COMPANIES		5	5034087	0	0	5034087	3.5304	0	0	5034087	3.5304	0	0	0	0	0.0000	5033887
LIFE INSURANCE CORPORATION OF INDIA	AAACL0582H		4984017	0	0	4984017	3.4953	0	0	4984017	3.4953	0	0	0	0	0.0000	4983817
PROVIDENT FUND/PENSION FUND			0	0	0	0	0.0000	0	0	0	0.0000	0	0	0	0	0.0000	0
(h) Any Other (specify)			0	0	0	0	0.0000	0	0	0	0.0000	0	0	0	0	0.0000	0
(i) Sub-Total (B)(1)		50	5069811	0	0	5069811	3.5553	0	0	5069811	3.5553	0	0	0	0	0.0000	5036295
B2 Central Govt/State Govt(s)(IEPF4 AUTHORITIES)		1	340251	0	0	340251	0.2386	0	0	340251	0.2386	0	0	0	0	0.0000	340251
Sub-Total (B)(2)		1	340251	0	0	340251	0.2386	0	0	340251	0.2386	0	0	0	0	0.0000	340251



TABLE III: STATEMENT SHOWING SHAREHOLDING PATTERN OF THE PUBLIC SHAREHOLDER

NAME OF COMPANY: KESORAM INDUSTRIES LIMITED  
 CLASS OF SECURITY: EQUITY  
 SCRIP CODE/NAME OF THE SCRIP: 502937(BSE), 1000020(CSE), KESORAMIND(NSE)  
 REPORT AS ON 30TH SEP.2020

Category & Name of the Shareholders (I)	PAN (II)	Nos. Of shareholders (III)	No. of fully paid up equity shares held (IV)	No. Of Partly paid-up equity shares held (V)	No. Of shares underlying Depository Receipts (VI)	Total nos. shares held (VII) = (IV)+(V)+(VI)	Shareholding as a % calculated as per SCRR, 1957 (VIII) As a % of (A+B+C2)	Number of Voting Rights held in each class of securities (IX)			No. Of Shares Underlying Outstanding convertible securities (including Warrants) (X)	Shareholding as a % assuming full conversion of convertible securities ( as a percentage of diluted share capital) (XI)= (VII)+(X) As a % of (A+B+C2)	Number of Locked in shares (XII)		Number of Shares pledged or otherwise encumbered (XIII)		Number of equity shares held in dematerialized form (XIV)	
								Class: x	Class: y	TOTAL			No. (a)	As a % of total Shares held (b)	No. (a)	As a % of total Shares held (b)		
B3	Non-institutions																	
(a(i))	Individuals - i. Individual shareholders holding nominal share capital up to Rs. 2 lakhs.		83522	23975687	0	0	23975687	16.8144	23975687	0	23975687	16.8144	0	0	0	0.0000	23166307	
(a(ii))	Individuals - ii. Individual shareholders holding nominal share capital in excess of Rs. 2 lakhs.		145	12804956	0	0	12804956	8.9799	12804956	0	12804956	8.9799	0	0	0	0.0000	12780134	
(b)	HARDIK BHARAT PATEL	AHIPP1407H		2607054	0	0	2607054	1.8284	2607054	0	2607054	1.8284	0	0	0	0.0000	2607054	
(c)	NBFCs registered with RBI		3	167280	0	0	167280	0.1173	167280	0	167280	0.1173	0	0	0	0.0000	167280	
(c)	Co-operative Societies		0	0	0	0	0	0.0000	0	0	0	0.0000	0	0	0	0.0000	0	
(d)	Overseas Depositories (holding DRs) (balancing figure)		1	0	0	7041875	7041875	4.9385	7041875	0	7041875	4.9385	0	0	0	0.0000	7041875	
	DEUTSCHE BANK TRUST COMPANY AMERICAS	AACCD4B98E		0	0	7041875	7041875	4.9385	7041875	0	7041875	4.9385	0	0	0	0.0000	7041875	





TABLE - III STATEMENT SHOWING SHAREHOLDING PATTERN OF THE PUBLIC SHAREHOLDER  
NAME OF COMPANY: KESORAM INDUSTRIES LIMITED  
CLASS OF SECURITY: EQUITY  
SCRIP CODE/NAME OF THE SCRIP: 502937(BSE), 10000020(CSE), KESORAMIND(NSE)  
REPORT AS ON 30TH SEP, 2020

Category & Name of the Shareholders (I)	PAN (II)	Nos. Of shareholders (III)	No. of fully paid up equity shares held (IV)	No. Of Partly paid-up equity shares held (V)	No. Of shares underlying Depository Receipts (VI)	Total nos. shares held (VII) = (IV)+(V)+ (VI)	Shareholding as a % calculated as per SCRR, 1957 (VIII) As a % of (A+B+C2)	Number of Voting Rights held in each class of securities (IX)			No. Of Shares Underlying Outstanding convertible securities (including Warrants) (X)	Shareholding as a % assuming full conversion of convertible securities ( as a percentage of diluted share capital) (XI)= (VII)+(X) As a % of (A+B+C2)	Number of Locked in shares (XII)		Number of Shares pledged or otherwise encumbered (XIII)		Number of equity shares held in dematerialized form (XIV)	
								No of Voting Rights					Total as a % of Total Voting Rights	No. (a)	As a % of total Shares held (b)	No. (a)		As a % of total Shares held (b)
								Class: x	Class: y	TOTAL								
(e) Any Other (specify)			0	0	0	0	0	0	0	0	0.0000	0	0	0	0	0.0000	0	
i OTHER BODIES CORPORATE		729	12843108	0	0	12843108	9.0089	12843108	0	12843108	9.0089	0	0	0	0	0.0000	12823545	
EUSTON INDUSTRIES LIMITED	AAEGE3751H		7165325	0	0	7165325	5.0251	7165325	0	7165325	5.0251	0	0	0	0	0.0000	7165325	
ii NON RESIDENT INDIVIDUAL		725	838946	0	0	838946	0.5890	838946	0	838946	0.5890	0	0	0	0	0.0000	833372	
iii TRUST		5	3579	0	0	3579	0.0025	3579	0	3579	0.0025	0	0	0	0	0.0000	3579	
iv UNCLAIMED SUSPENSE A/C		1	5	0	0	5	0.0000	5	0	5	0.0000	0	0	0	0	0.0000	5	
v ENEMY PROPERTY		5	1296	0	0	1296	0.0009	1296	0	1296	0.0009	0	0	0	0	0.0000	0	




TABLE - III STATEMENT SHOWING SHAREHOLDING PATTERN OF THE PUBLIC SHAREHOLDER  
NAME OF COMPANY: KESORAM INDUSTRIES LIMITED  
CLASS OF SECURITY: EQUITY  
SCRIP CODE/NAME OF THE SCRIP: 502937(BSE), 10000020(CSE), KESORAMIND(NSE)  
REPORT AS ON 30TH SEP.2020

Category & Name of the Shareholders (i)	Nos. Of shareholders (iii)	No. of fully paid up equity shares held (iv)	No. Of Partly paid-up equity shares held (v)	No. Of shares underlying Depository Receipts (vi)	Total nos. shares held (vii) = (iv)+(v)+ (vi)	Shareholding as a % calculated as per SCRR, 1957 (viii) As a % of (A+B+C2)	Number of Voting Rights held in each class of securities (ix)			No. Of Shares Outstanding convertible securities (including Warrants) (x)	Shareholding, as a % assuming full conversion of convertible securities ( as a percentage of diluted share capital) (xi)= (vii)+(x) As a % of (A+B+C2)	Number of Locked in shares (xii)		Number of Shares pledged or otherwise encumbered (xiii)		Number of equity shares held in dematerialized form (xiv)		
							Class: x	Class: y	TOTAL			No. (a)	As a % of total Shares held (b)	No. (a)	As a % of total Shares held (b)			
REPORT AS ON 31																		
							No of Voting Rights											
										Total as a % of Total Voting rights								
vi	OCB	2	3741945	0	0	3741945	2.6243	3741945	0	3741945	2.6243	0	0	0	0	0.0000	3741945	
	DEVI INVESTMENT AND DEVELOPMENT	AACCD1757E	3441945	0	0	3441945	2.4139	3441945	0	3441945	2.4139	0	0	0	0	0.0000	3441945	
vii	FOREIGN COMPANIES		0	0	0	0	0.0000	0	0	0	0.0000	0	0	0	0	0.0000	0	
	Sub-Total (B)(3)	85138	54376802	0	7041875	61418677	43.0756	61418677	0	61418677	43.0756	0	0	0	0	0.0000	60558042	
	Total Public Shareholding (B)=(B)(1)+(B)(2)+(B)(3)	85189	59786864	0	7041875	66828739	46.8695	66828739	0	66828739	46.8695	0	0	0	0	0.0000	65934588	
	TOTAL (A+B)	85204	135548204	0	7041875	142590079	100.0000	142590079	0	142590079	100.0000	0	100.0000	17821429	12.4984	33959679	23.8163	141695928

DETAILS OF THE SHAREHOLDERS ACTING AS PERSONS IN CONCERT INCLUDING THEIR SHAREHOLDING (NO. AND %): N.A.

DETAILS OF SHARES WHICH REMAIN UNCLAIMED MAY BE GIVEN HERE ALONG WITH DETAILS SUCH AS NUMBER OF SHARE HOLDER, OUTSTANDING SHARES HOLD IN DEMAT/UNCLAIMED SUSPENSE ACCDUNT VOTING RIGHT WHICH ARE FROZEN ETC.

NO OF SHARE HOLDER	SHARES HELD
1	5

- NOTE
- PAN WOULD NOT BE DISPLAYED ON WEBSITE OF STOCK EXCHANGE(S).
  - The above format needs to be disclosed along with the name of following persons /institution /non institution holding more than 1% of total number of shares.
  - W.R.T the information pertaining to depository receipt the same may be disclosed in the respective column to the extent information available and the balance to be disclosed as held by custodian.




TABLE - IV STATEMENT SHOWING SHAREHOLDING PATTERN OF THE NON PROMOTER - NON PUBLIC SHAREHOLDER  
NAME OF COMPANY KESORAM INDUSTRIES LIMITED  
CLASS OF SECURITY : EQUITY  
SCRIP CODE/NAME OF THE SCRIP :502937(BSE), 10000020(CSE) , KESORAM:ND[NSE]  
REPORT AS ON 30TH SEP,2020

Category & Name of the Shareholders (I)	PAN (II)	Nos. Of shareholders (III)	No. of fully paid up equity shares held (IV)	No. Of Partly paid-up equity shares held (V)	No. Of shares underlying Depository Receipts (VI)	Total nos. shares held (VII) = (IV)+(V)+(VI)	Shareholding as a % calculated as per SCRR, 1957 (VIII) As a % of (A+B+C2)	Number of Voting Rights held in each class of securities (IX)			No. Of Shares Underlying Outstanding convertible securities (including Warrants) (X)	Shareholding, as a % assuming full conversion of convertible securities ( as a percentage of diluted share capital) (XI)= (VII)+(X) As a % of (A+B+C2)	Number of Locked in shares (XII)		Number of Shares pledged or otherwise encumbered (XIII)		Number of equity shares held in dematerialized form (XIV)	
								Class: x	Class: y	TOTAL			No. (a)	As a % of total Shares held (b)	No. (a)	As a % of total Shares held (b)		
C	NONPROMOTER NON PUBLIC																	
(1)	Custodian/DR Holder -		0						0	0	0.0000		0	0.0000	0	0.0000		0
(a)	Name of DR Holders (If Available)																	
(2)	Employee Benefit Trust (under SEBI (Share based Employee Benefit) Regulations, 2014)																	
	Total Non Promoter- Non Public Shareholding (C) = (C1)+(C2)		85204	135548204	0	7041875	142590079	100.00	142590079	0	142590079	100.00	100.0000	17821429	12.4984	33959679	23.8163	141695928

NOTE  
1. PAN WOULD NOT BE DISPLAYED ON WEBSITE OF STOCK EXCHANGE(5).  
2. The above format needs to be disclosed along with the name of following persons /institution /non institution holding more than 1% of total number of shares.  
3. W.R.T the information pertaining to depository receipt same may be disclosed in the respective column to the extent information available and the balance to be disclosed as held by custodian.

