

BSE Ltd. First Floor, New Trading Ring, Rotunda Building, Phiroze Jeejeebhoy Towers, Dalal Street, Fort, Mumbai – 400001	National Stock Exchange of India Ltd. “Exchange Plaza”, Plot no. C/1, G. Block Bandra-Kurla Complex, Bandra (E) Mumbai – 400051	The Calcutta Stock Exchange Ltd. 7, Lyons Range, Kolkata – 700001
(BSE Scrip Code – 502937)	(NSE Symbol – KESORAMIND)	(CSE Scrip code – 1000020)

Dear Sir / Madam,

Sub: Shareholding Pattern under Regulation 31 of the Securities and Exchange Board of India (Listing Obligations and Disclosure Requirements) Regulations, 2015 for the quarter ended 31st December, 2020.

Dear Sirs,

Please find enclosed herewith the Shareholding Pattern for the quarter ended 31st December, 2020 in the prescribed format.


Further, also find enclosed the declaration as given under:

Sl No.	Particulars	Yes	No
1	Whether the Listed Entity has issued any partly paid up shares?		✓
2	Whether the Listed Entity has issued any convertible securities or Warrants?		✓
3	Whether the Listed Entity has any shares against which depository receipts are Issued?	✓	
4	Whether the Listed Entity has any shares in locked-in?	✓	
5	Whether any shares held by promoters are pledged or otherwise encumbered?	✓	
6	Whether the Company has equity shares with differential voting rights?		✓
7	Whether the Listed Entity has any Significant Beneficial Owner?		✓
8	Whether the Listed Entity is Public Sector Undertaking (PSU)?		✓

You are requested to take the same on your record.

Thanking you.

Yours faithfully,
For Kesoram Industries Limited



Kaushik Biswas
Company Secretary

Encl: as above.

TABLE - I SUMMARY STATEMENT HOLDING OF SPECIFIED SECURITIES
NAME OF COMPANY KESORAM INDUSTRIES LIMITED
CLASS OF SECURITY : EQUITY
SCRIP CODE/NAME OF THE SCRIP :502937(BSE), 10000020(CSE) , KESORAMIND(NSE)
REPORT AS ON 31ST DEC, 2020

Category (I)	Category of the Shareholders (II)	Nos. Of shareholders (III)	No. of fully paid up equity shares held (IV)	No. Of Partly paid-up equity shares held (V)	No. Of shares underlying Depository Receipts (VI)	Total nos. shares held (VII) = (IV)+(V)+ (VI)	Shareholding as a % of total no. of shares (calculated as per SCRR, 1957) (VIII) As a % of (A+B+C2)	Number of Voting Rights held in each class of securities (IX)			No. Of Shares Underlying Outstanding convertible securities (X)	Shareholding , as a % assuming full conversion of convertible securities (as a percentage of diluted share capital) (XI)= (VII)+(X) As a % of (A+B+C2)	Number of Locked in shares (XII)		Number of Shares pledged or otherwise encumbered (XIII)		Number of equity shares held in dematerialized form (XIV)	
								No of Voting Rights		Total as a % (A+B+C)			No. (a)	As a % of total Shares held (b)	No. (a)	As a % of total Shares held (b)		
								Class eg: X	Class eg: y	total								
A	PROMOTER & PROMOTER GROUP	15	75761340	0	0	75761340	53.1324	75761340	0	75761340	53.1324	0	0.0000	17821429	12.4984	33959679	23.8163	75761340
B	PUBLIC	84666	59786864	0	7041875	66828739	46.8676	66828739	0	66828739	46.8676	0	0.0000	0	0	0	0.0000	65936979
C	NON PROMOTER NON PUBLIC	0	0	0	0	0	0	0	0	0	0	0	0.0000	0	0	0	0.0000	0
C1	SHARES UNDERLYING GDRS																	
C2	SHARES HELD BY EMPLOYEE TRUST																	
	TOTAL	84681	135548204	0	7041875	142590079	100	142590079	0	142590079	100	0	0	17821429	12.4984	33959679	23.8163	141698319



TABLE -II STATEMENT SHOWING SHAREHOLDING PATTERN OF THE PROMOTER AND PROMOTER GROUP
NAME OF COMPANY KESORAM INDUSTRIES LIMITED
CLASS OF SECURITY : EQUITY
SCRIP CODE/NAME OF THE SCRIP :502937(BSE), 10000020(CSE) , KESORAMIND(NSE)
REPORT AS ON 31ST DEC,2020

Category & Name of the Shareholders (I)	PAN	(II) Nos. Of shareholders (III)	No. of fully paid up equity shares held (IV)	No. Of Partly paid-up equity shares held (V)	No. Of shares underlying Depository Receipts (VI)	Total nos. shares held (VII) = (IV)+(V)+ (VI)	Shareholding as a % calculated as per SCRR, 1957 (VIII) As a % of (A+B+C2)	Number of Voting Rights held in each class of securities (IX)			No. Of Shares Underlying Outstanding convertible securities (including Warrants) (X)	Shareholding, as a % assuming full conversion of convertible securities (as a percentage of diluted share capital) (XI)= (VII)+(X) As a % of (A+B+C2)	Number of Locked in shares (XII)		Number of Shares pledged or otherwise encumbered (XIII)		Number of equity shares held in dematerialized form (XIV)	
								No of Voting Rights					Total as a % of Total Voting rights	No. (a)	As a % of total Shares held (b)	No. (a)		As a % of total Shares held (b)
								Class: x	Class: y	TOTAL								
A Promoter and Promoter Group																		
(1) Indian																		
(a) Individuals/Hindu undivided Family		6	1247331	0	0	1247331	0.8748	1247331	0	1247331	0.8748	0	0	0	0	0.0000	1247331	
RAJASHREE BIRLA	AAFBB1583L		3250	0	0	3250	0.0023	3250	0	3250	0.0023	0	0	0	0	0.0000	3250	
VASAVADATTA BAJAJ	ADTPB8366J		5750	0	0	5750	0.0040	5750	0	5750	0.0040	0	0	0	0	0.0000	5750	
KUMAR MANGALAM BIRLA	AEFPB5926H		300	0	0	300	0.0002	300	0	300	0.0002	0	0	0	0	0.0000	300	
BASANT KUMAR BIRLA	AEKPB3110L		402496	0	0	402496	0.2823	402496	0	402496	0.2823	0	0	0	0	0.0000	402496	
JAYASHREE MOHTA	AFAPM4903M		0	0	0	0	0	0	0	0	0.0000	0	0	0	0	0.0000	0	
MANJUSHREE KHAJAN	AGFPK0198L		720158	0	0	720158	0.5051	720158	0	720158	0.5051	0	0	0	0	0.0000	720158	
VIDULA JALAN	AFVPK1058A		115377	0	0	115377	0.0809	115377	0	115377	0.0809	0	0	0	0	0.0000	115377	



TABLE -II STATEMENT SHOWING SHAREHOLDING PATTERN OF THE PROMOTER AND PROMOTER GROUP
NAME OF COMPANY KESORAM INDUSTRIES LIMITED
CLASS OF SECURITY : EQUITY
SCRIP CODE/NAME OF THE SCRIP :502937(BSE), 1000020(CSE) , KESORAMIND(NSE)
REPORT AS ON 31ST DEC, 2020

Category & Name of the Shareholders (I)	PAN (II)	Nos. Of shareholders (III)	No. of fully paid up equity shares held (IV)	No. Of Partly paid-up equity shares held (V)	No. Of shares underlying Depository Receipts (VI)	Total nos. shares held (VII) = (IV)+(V)+ (VI)	Shareholdin g as a % calculated as per SCRR, 1957 (VIII) As a % of (A+B+C2)	Number of Voting Rights held in each class of securities (IX)			No. Of Shares Underlying Outstanding convertible securities(including Warrants) (X)	Shareholdin g, as a % assuming full conversion of convertible securities (as a percentage of diluted share capital) (XI)= (VII)+(X) As a % of (A+B+C2)	Number of Locked in shares (XII)		Number of Shares pledged or otherwise encumbered (XIII)		Number of equity shares held in dematerialized form (XIV)		
								No of Voting Rights	Total as a % of Total Voting rights				No.	As a % of total Shares held (b)	No.	As a % of total Shares held (b)			
								Class: x	Class: y	TOTAL			No. (a)	As a % of total Shares held (b)	No. (a)	As a % of total Shares held (b)			
(b) Central Government/ State Government(s)			0	0	0	0	0	0	0	0	0	0	0	0.0000	0	0	0.0000	0	
(c) Financial Institutions/ Banks			0	0	0	0	0	0	0	0	0	0	0	0.0000	0	0	0.0000	0	
(d) Any Other (specify)																			
Bodies Corporate			9	74514009	0	0	74514009	52.2576	74514009	0	74514009	52.2576	0	52.2576	17821429	12.498365	33959679	23.8163	74514009
Century Textile and Industries Ltd.	AAACC2659Q			5116800	0	0	5116800	3.5885	5116800	0	5116800	3.5885	0	3.5885	0	0	0	0.0000	5116800
Birla Education Trust	AAATB4584C			954171	0	0	954171	0.6692	954171	0	954171	0.6692	0	0.6692	0	0	0	0.0000	954171
Birla Educational Institution	AAATB3103B			362643	0	0	362643	0.2543	362643	0	362643	0.2543	0	0.2543	0	0	0	0.0000	362643
Birla Institute Of Technology and Science	AAATB2599R			1515806	0	0	1515806	1.0631	1515806	0	1515806	1.0631	0	1.0631	0	0	0	0.0000	1515806
Prakash Educational Society	AAATP1227G			910922	0	0	910922	0.6388	910922	0	910922	0.6388	0	0.6388	0	0	0	0.0000	910922
Padmavati Investment Ltd.	AABCP8632M			1899115	0	0	1899115	1.3319	1899115	0	1899115	1.3319	0	1.3319	0	0	0	0.0000	1899115
Aditya Marketing and Manufacturing Ltd.	AACCA8226F			2449111	0	0	2449111	1.7176	2449111	0	2449111	1.7176	0	1.7176	0	0	0	0.0000	2449111
Manav Investment and Trading Co. Ltd.	AACCM0875E			33966691	0	0	33966691	23.821	33966691	0	33966691	23.821	0	23.821	17821429	12.4984	33959679	23.8163	33966691
B. K. Birla Foundation	AACCB3092J			0	0	0	0	0.0000	0	0	0	0	0	0.0000	0	0	0	0.0000	0
Pilani Investment and Industries Corporation Ltd.	AABCP7642R			27338750	0	0	27338750	19.1730	27338750	0	27338750	19.1730	0	19.1730	0	0	0	0.0000	27338750



TABLE -II STATEMENT SHOWING SHAREHOLDING PATTERN OF THE PROMOTER AND PROMOTER GROUP
NAME OF COMPANY : KESORAM INDUSTRIES LIMITED
CLASS OF SECURITY : EQUITY
SCRIP CODE/NAME OF THE SCRIP : 502937(BSE), 10000020(CSE), KESORAMIND(NSE)
REPORT AS ON 31ST DEC,2020

Category & Name of the Shareholders (I)	PAN	(II) Nos. Of shareholders (III)	No. of fully paid up equity shares held (IV)	No. Of Partly paid-up equity shares held (V)	No. Of shares underlying Depository Receipts (VI)	Total nos. shares held (VII) = (IV)+(V)+ (VI)	Shareholding as a % calculated as per SCRR, 1957 (VIII) As a % of (A+B+C2)	Number of Voting Rights held in each class of securities (IX)			No. Of Shares Outstanding convertible securities (including Warrants) (X)	Shareholding, as a % assuming full conversion of convertible securities (as a percentage of diluted share capital) (XI)= (VI)+(X) As a % of (A+B+C2)	Number of Locked in shares (XII)		Number of Shares pledged or otherwise encumbered (XIII)		Number of equity shares held in dematerialized form (XIV)	
								No of Voting Rights					Total as a % of Total Voting rights	No. (a)	As a % of total Shares held (b)	No. (a)		As a % of total Shares held (b)
								Class: x	Class: y	TOTAL								
Sub-Total (A)(1)		15	75761340	0	0	75761340	53.1324	75761340	0	75761340	53.1324	53.1324	17B21429	12.498365	33959679	23.8163	75761340	
(2) Foreign		0	0	0	0	0	0	0	0	0	0	0.0000	0	0	0	0.0000	0	
(a) Individuals (Non Resident Individuals/ Foreign Individuals)		0	0	0	0	0	0	0	0	0	0	0.0000	0	0	0	0.0000	0	
(b) Government		0	0	0	0	0	0	0	0	0	0	0.0000	0	0	0	0.0000	0	
(c) Institutions		0	0	0	0	0	0	0	0	0	0	0.0000	0	0	0	0.0000	0	
(d) Foreign Portfolio Investor		0	0	0	0	0	0	0	0	0	0	0.0000	0	0	0	0.0000	0	
(e) Any Other (specify)		0	0	0	0	0	0	0	0	0	0	0.0000	0	0	0	0.0000	0	
Sub-Total (A)(2)		0	0	0	0	0	0	0	0	0	0	0.0000	0	0	0	0.0000	0	
Total Shareholding of Promoter and Promoter Group (A)=(A)(1)+ (A)(2)		15	75761340	0	0	75761340	53.1324	75761340	0	75761340	53.1324	53.1324	17B21429	12.498365	33959679	23.8163	75761340	

DETAILS OF SHARES WHICH REMAIN UNCLAIMED MAY BE GIVEN HERE ALONG WITH DETAILS SUCH AS NUMBER OF SHARE HOLDER, OUTSTANDING SHARES HOLD IN DEMAT/UNCLAIMED SUSPENSE ACCOUNT VOTING RIGHT WHICH ARE FROZEN ETC. N.A.

NOTE 1. PAN WOULD NOT BE DISPLAYED ON WEBSITE OF STOCK EXCHANGE(S).

2. THE TERM "ENCUMBRANCE" HAS THE SAME MEANING AS ASSIGNED UNDER 28(3) OF SEBI (SUBSTANTIAL ACQUISITION OF SHARES AND TAKE OVERS) REGULATION, 2011




TABLE -III STATEMENT SHOWING SHAREHOLDING PATTERN OF THE PUBLIC SHAREHOLDER
NAME OF COMPANY KESORAM INDUSTRIES LIMITED
CLASS OF SECURITY : EQUITY
SCRIP CODE/NAME OF THE SCRIP :502937(BSE), 1000020(CSE) , KESORAMINO(NSE)
REPORT AS ON 31ST DEC, 2020

Category & Name of the Shareholders (I)	PAN (II)	Nos. Of shareholders (III)	No. of fully paid up equity shares held (IV)	No. Of Partly paid-up equity shares held (V)	No. Of shares underlying Depository Receipts (VI)	Total nos. shares held (VII) = (IV)+(V)+ (VI)	Shareholding as a % calculated as per SCRR, 1957 (VIII) As a % of (A+B+C2)	Number of Voting Rights held in each class of securities (IX)			No. Of Shares Underlying Outstanding convertible securities (including Warrants) (X)	Shareholding as a % assuming full conversion of convertible securities (as a percentage of diluted share capital) (XI)= (VII)+(X) As a % of (A+B+C2)	Number of Locked In shares (XII)		Number of Shares pledged or otherwise encumbered (XIII)		Number of equity shares held in dematerialized form (XIV)	
								No of Voting Rights		Total as a % of Total Voting rights			No. (a)	As a % of total Shares held (b)	No. (a)	As a % of total Shares held (b)		
								Class: x	Class: y									TOTAL
B1																		
(1)																		
(a)			10	12240	0	0	12240	0.0086	12240	0	12240	0.0086	0	0	0	0	0.0000	1010
(b)			0	0	0	0	0	0.0000	0	0	0	0.0000	0	0	0	0	0.0000	0
(c)			0	0	0	0	0	0.0000	0	0	0	0.0000	0	0	0	0	0.0000	0
(d)			0	0	0	0	0	0.0000	0	0	0	0.0000	0	0	0	0	0.0000	0
(e)			2	6700	0	0	6700	0.0047	6700	0	6700	0.0047	0	0	0	0	0.0000	0
(f)			33	16784	0	0	16784	0.0116	16784	0	16784	0.0116	0	0	0	0	0.0000	1398



TABLE -III STATEMENT SHOWING SHAREHOLDING PATTERN OF THE PUBLIC SHAREHOLDER
NAME OF COMPANY KESORAM INDUSTRIES LIMITED
CLASS OF SECURITY - EQUITY
SCRIP CODE/NAME OF THE SCRIP 502937(BSE), 10000020(CSE), KESORAMIND(NSE)
REPORT AS ON 31ST DEC,2020

Category & Name of the Shareholders (I)	PAN (II)	Nos. Of shareholders (III)	No. of fully paid up equity shares held (IV)	No. Of Partly paid-up equity shares held (V)	No. Of shares underlying Depository Receipts (VI)	Total nos. shares held (VII) = (IV)+(V)+ (VI)	Shareholding as a % calculated as per SCRR, 1957 (VIII) As a % of (A+B+C2)	Number of Voting Rights held in each class of securities (IX)			No. Of Shares Underlying Outstanding convertible securities (including Warrants) (X)	Shareholding, as a % assuming full conversion of convertible securities (as a percentage of diluted share capital) (XI)= (VII)+(X) As a % of (A+B+C2)	Number of Locked in shares (XII)		Number of Shares pledged or otherwise encumbered (XIII)		Number of equity shares held in dematerialized form (XIV)
								No of Voting Rights		Total as a % of Total Voting rights			No. (a)	As a % of total Shares held (b)	No. (a)	As a % of total Shares held (b)	
								Class: x	Class: y								
(a)	INSURANCE COMPANIES		5	5034087	0	0	5034087	3.5304	5034087	0	5034087	3.5304	0	0	0	0.0000	5033887
	LIFE INSURANCE CORPORATION OF INDIA	AAACLOS2H		4984017	0	0	4984017	3.4953	4984017	0	4984017	3.4953	0	0	0	0.0000	4983817
	PRVIDENT FUND/PENSION FUND			0	0	0	0	0.0000	0	0	0	0.0000	0	0	0	0.0000	0
(b)	Any Other (specify)			0	0	0	0	0.0000	0	0	0	0.0000	0	0	0	0.0000	0
(i)	Sub-Total (B)(1)		50	5069811	0	0	5069811	3.5553	5069811	0	5069811	3.5553	0	0	0	0.0000	5036295
B2	Central Govt/State Govt(s) [IEPF4 AUTHORITIES]		1	340241	0	0	340241	0.2386	340241	0	340241	0.2386	0	0	0	0.0000	340241
	Sub-Total (B)(2)		1	340241	0	0	340241	0.2386	340241	0	340241	0.2386	0	0	0	0.0000	340241




TABLE -III STATEMENT SHOWING SHAREHOLDING PATTERN OF THE PUBLIC SHAREHOLDER
NAME OF COMPANY KESORAM INDUSTRIES LIMITED
CLASS OF SECURITY - EQUITY
SCRIP CODE/NAME OF THE SCRIP :502937(BSE), 10000020(CSE), KESORAMIND(NSE)
REPORT AS DN 31ST DEC,2020

Category & Name of the Shareholders (i)	PAN (ii)	Nos. Of shareholders (iii)	No. of fully paid up equity shares held (iv)	No. Of Partly paid-up equity shares held (v)	No. Of shares underlying Depository Receipts (vi)	Total nos. shares held (vii) = (iv)+(v)+ (vi)	Shareholdin g as a % calculated as per SCRR, 1957 (viii) As a % of (A+B+C2)	Number of Voting Rights held in each class of securities (ix)			No. Of Shares Underlying Outstanding convertible securities (including Warrants) (x)	Shareholding as a % assuming full conversion of convertible securities (as a percentage of diluted share capital) (xi) = (vii)+(x) As a % of (A+B+C2)	Number of Locked in shares (xii)		Number of Shares pledged or otherwise encumbered (xiii)		Number of equity shares held in dematerialized form (xiv)		
								No of Voting Rights		Total as a % of Total Voting rights			No. (a)	As a % of total Shares held (b)	No. (a)	As a % of total Shares held (b)			
								Class: x	Class: y									TOTAL	
B3	Non-institutions																		
(a(i))	Individuals - i. Individual shareholders holding nominal share capital up to Rs. 2 lakhs.		82883	23849819	0	0	23849819	16.7261	23849819	0	23849819	16.7261			0	0	0	0.0000	23042830
(a(ii))	Individuals - ii. Individual shareholders holding nominal share capital in excess of Rs. 2 lakhs.		152	11407478	0	0	11407478	8.0001	11407478	0	11407478	8.0001			0	0	0	0.0000	11382656
(b)	NBFCs registered with RBI		3	167280	0	0	167280	0.1173	167280	0	167280	0.1173			0	0	0	0.0000	167280
(c)	Co-operative Societies																		
(d)	Overseas Depositories (holding DRs) (balancing figure)		1	0	0	0	7041875	4.9385	7041875	0	7041875	4.9385			0	0	0	0.0000	7041875
	OBUTSCHE BANK TRUST COMPANY AMERICAS	AACCD4898E		0	0	0	7041875	4.9385	7041875	0	7041875	4.9385			0	0	0	0.0000	7041875




TABLE -III STATEMENT SHOWING SHAREHOLDING PATTERN OF THE PUBLIC SHAREHOLDER

NAME OF COMPANY: KESORAM INDUSTRIES LIMITED
 CLASS OF SECURITY - EQUITY
 SCRIIP CODE/NAME OF THE SCRIIP: :S02937(BSE), 10000020(CSE), KESORAMIND(NSE)
 REPORT AS ON 31ST DEC, 2020

Category & Name of the Shareholders (i)	PAN (ii)	Nos. Of shareholders (iii)	No. of fully paid up equity shares held (iv)	No. Of Partly paid-up equity shares held (v)	No. Of shares underlying Depository Receipts (vi)	Total nos. shares held (vii) = (iv)+(v) + (vi)	Shareholding as a % calculated as per SCRR, 1957 (viii) As a % of (A+B+C2)	Number of Voting Rights held in each class of securities (ix)			No. Of Shares Underlying Outstanding convertible securities (including Warrants) (x)	Shareholding as a % assuming full conversion of convertible securities (as a percentage of diluted share capital) (xi) = (vii) + (x) As a % of (A+B+C2)	Number of Locked in shares (xii)		Number of Shares pledged or otherwise encumbered (xiii)		Number of equity shares held in dematerialized form (xiv)
								Class: x	Class: y	TOTAL			No. (a)	As a % of total Shares held (b)	No. (a)	As a % of total Shares held (b)	
(e) Any Other (specify)				D	0	0	0	0	0	0	0	0.0000	0	0	0	0.0000	0
i OTHER BODIES CORPORATE		E41	14371247	0	0	14371247	10.0800	14371247	0	14371247	10.0800	10.0800	0	0	0	0.0000	14351684
EUSTON INDUSTRIES LIMITED	AARCE3751H		7165325	0	0	7165325	5.0251	7165325	0	7165325	5.0251	5.0251	0	0	0	0.0000	7165325
ii NON RESIDENT INDIVIDUAL		723	835223	0	0	835223	0.5854	835223	0	835223	0.5854	0.5854	0	0	0	0.0000	829649
iii TRUST		4	2519	0	0	2519	0.0017	2519	0	2519	0.0017	0.0017	0	0	0	0.0000	2519
iv UNCLAIMED SUSPENSE A/C		1	5	0	0	5	0.0000	5	0	5	0.0000	0.0000	0	0	0	0.0000	5
v ENEMY PROPERTY		5	1296	0	0	1296	0.0009	1296	0	1296	0.0009	0.0009	0	0	0	0.0000	0



TABLE -III STATEMENT SHOWING SHAREHOLDING PATTERN OF THE PUBLIC SHAREHOLDER
NAME OF COMPANY KESORAM INDUSTRIES LIMITED
CLASS OF SECURITY : EQUITY
SCRIP CODE/NAME OF THE SCRIP :502937(BSE), 10000020(CSE) , KESORAMIND(NSE)
REPORT AS ON 31ST DEC,2020

Category & Name of the Shareholders (I)	PAN (II)	Nos. Of shareholders (III)	No. of fully paid up equity shares held (IV)	No. Of Partly paid-up equity shares held (V)	No. Of shares underlying Depository Receipts (VI)	Total nos. shares held (VII) = (IV)+(V)+ (VI)	Shareholding as a % calculated as per SCRR, 1957 (VIII) As a % of (A+B+C2)	Number of Voting Rights held in each class of securities (IX)			No. Of Shares Underlying Outstanding convertible securities (including Warrants) (X)	Shareholding as a % assuming full conversion of convertible securities (as a percentage of diluted share capital) (XI) = (VII)+(X) As a % of (A+B+C2)	Number of Locked in shares (XII)		Number of Shares pledged or otherwise encumbered (XIII)		Number of equity shares held in dematerialized form (XIV)		
								Class: x	Class: y	TOTAL			No. (a)	As a % of total Shares held (b)	No. (a)	As a % of total Shares held (b)			
vi	OCB		2	3741945	0	0	3741945	2.6243	3741945	0	3741945	2.6243	0	0	0	0.0000	3741945		
	DEVIL INVESTMENT AND DEVELOPMENT	AACCD1737E		3441945	0	0	3441945	2.4139	3441945	0	3441945	2.4139	0	0	0	0.0000	3441945		
vii	FOREIGN COMPANIES		0	0	0	0	0	0.0000	0	0	0	0.0000	0	0	0	0.0000	0		
	Sub-Total (B)(3)		84615	54376812	0	7041875	61418687	43.0737	61418687	0	61418687	43.0737	0	0	0	0.0000	60560443		
	Total Public Shareholding (B)=(B)(1)+(B)(2)+(B)(3)		84666	59786864	0	7041875	66828739	46.8676	66828739	0	66828739	46.8676	0	0	0	0.0000	65936979		
	TOTAL (A+B)		84681	135548204	0	7041875	142590079	100.0000	142590079	0	142590079	100.0000	0	100.0000	17821429	12.4984	33959679	23.8163	141698319

DETAILS OF THE SHAREHOLDERS ACTING AS PERSONS IN CONCERT INCLUDING THEIR SHAREHOLDING (NO. AND %): N/A.

DETAILS OF SHARES WHICH REMAIN UNCLAIMED MAY BE GIVEN HERE ALONG WITH DETAILS SUCH AS NUMBER OF SHARE HOLDER ,OUTSTANDING SHARES HOLD IN DEMAT/UNCLAIMED SUSPENSE ACCOUNT VOTING RIGHT WHICH ARE FROZEN ETC.

ND OF SHARE HOLDER	SHARES HELD
1	5

- NOTE
- PAN WOULD NOT BE DISPLAYED ON WEBSITE OF STOCK EXCHANGE(S).
 - The above format needs to be disclosed along with the name of following persons /institution /non institution holding more than 1% of total number of shares.
 - W.R.T the information pertaining to depository receipt the same may be disclosed in the respective column to the extent information available and the balance to be disclosed as held by custodian.




TABLE -IV STATEMENT SHOWING SHAREHOLDING PATTERN OF THE NON PROMOTER - NON PUBLIC SHAREHOLDER
 NAME OF COMPANY: KESORAM INDUSTRIES LIMITED
 CLASS OF SECURITY: EQUITY
 SCIP CODE/NAME OF THE SCIP: :502937(BSE), 1000020(CSE), KESDRAMIND(NSE)
 REPORT AS ON 31ST DEC, 2020

Category & Name of the Shareholders (I)	PAN (II)	Nos. Of shareholders (III)	No. of fully paid up equity shares held (IV)	No. Of Partly paid-up equity shares held (V)	No. Of shares underlying Depository Receipts (VI)	Total nos. shares held (VII) = (IV)+(V)+(VI)	Shareholding as a % calculated as per SCRR, 1957 (VIII) As a % of (A+B+C2)	Number of Voting Rights held in each class of securities (IX)			No. Of Shares Underlying Outstanding convertible securities (including Warrants) (X)	Shareholding, as a % assuming full conversion of convertible securities (as a percentage of diluted share capital) (XI) = (VII)+(X) As a % of (A+B+C2)	Number of Locked in shares (XII)		Number of Shares pledged or otherwise encumbered (XIII)		Number of equity shares held in dematerialized form (XIV)	
								No of Voting Rights		Total as a % of Total Voting rights			No. (a)	As a % of total Shares held (b)	No. (a)	As a % of total Shares held (b)		
								Class: x	Class: y									TOTAL
C	NONPROMOTER NON PUBLIC																	
(1)	Custodian/DR Holder -		0					0	0	0.0000			0	0.0000	0	0.0000		0
(a)	Name of DR Holders (If Available)																	
(2)	Employee Benefit Trust (under SEBI (Share based Employee Benefit) Regulations, 2014)																	
	Total Non Promoter- Non Public Shareholding (C) = (C1)+(C2)		84681	135548204	0	7041875	142590079	100.00	142590079	0	142590079	100.00	100.0000	17821429	12.4984	33959679	23.8163	141698319
	Total (A+B+C)																	

NOTE
 1. PAN WOULD NOT BE DISPLAYED ON WEBSITE OF STOCK EXCHANGE(S).
 2. The above format needs to be disclosed along with the name of following persons /institution /non institution holding more than 1% of total number of shares.
 3. W.R.T the information pertaining to depository receipt the same may be disclosed in the respective column to the extent information available and the balance to be disclosed as held by custodian.

