

The Secretary  
BSE Ltd., Floor 25, P. J. Tower  
Dalal Street,  
Mumbai – 400001

The Vice-President  
National Stock Exchange of India Ltd.  
“Exchange Plaza”  
Bandra-Kurla Complex, Bandra (E)  
Mumbai – 400051

The Secretary  
The Calcutta Stock Exchange Ltd.  
7, Lyons Range,  
Kolkata – 700001VV

Dear Sirs,

**Re: shareholding Pattern under Regulation 31 of the Securities Exchange Board of India (Listing Obligation and Disclosure Requirements) Regulations, 2015 for the quarter ended 30<sup>th</sup> June, 2017**

Please find enclosed herewith the Shareholding Statement for the quarter ended 30<sup>th</sup> June, 2017 in the prescribed format.

Further, also find enclosed the declaration as given under:

Sl No.	Particulars	Yes	No
1	Whether the Listed Entity has issued any partly paid up shares?		√
2	Whether the Listed Entity has issued any convertible securities or Warrants?		√*
3	Whether the Listed Entity has any shares against which depository receipts are issued?	√	
4	Whether the Listed Entity has any shares in locked-in?	√	
5	Whether any shares held by promoters are pledge or otherwise encumbered?	√	

Hope, you find the above in order.

Thanking you,

Yours faithfully,  
For KESORAM INDUSTRIES LIMITED

GAUTAM GANGULI  
Company Secretary

Encl: As above

- 7,50,000 Optionally Convertible Redeemable Preference Shares of Rs. 100 each were converted by allotting of 75,00,000 Equity Shares of Rs. 10 each to a Non-Promoter shareholders on 14.06.2017.

TABLE -I SUMMARY STATEMENT HOLDING OF SPECIFIED SECURITIES  
NAME OF COMPANY KESORAM INDUSTRIES LIMITED  
CLASS OF SECURITY : EQUITY  
SCRIP CODE/NAME OF THE SCRIP :502937(BSE), 1000020(CSE) , KESORAMIND(NSE)  
REPORT FOR THE QUARTER ENDED : 30TH JUNE, 2017

Category (I)	Category of the Shareholders (II)	Nos. Of shareholders (III)	No. of fully paid up equity shares held (IV)	No. Of Partly paid-up equity shares held (V)	No. Of shares underlying Depository Receipts (VI)	Total nos. shares held (VII) = (IV)+(V)+ (VI)	Shareholding as a % of total no. of shares (calculated as per SCRR, 1957) (VIII) As a % of (A+B+C2)	Number of Voting Rights held in each class of securities (IX)			No. Of Shares Underlying Outstanding convertible securities (X)	Shareholding , as a % assuming full conversion of convertible securities ( as a percentage of diluted share capital) (XI)= (VII)+(X) As a % of (A+B+C2)	Number of Locked in shares (XII)		Number of Shares pledged or otherwise encumbered (XIII)		Number of equity shares held in dematerialized form (XIV)	
								Class eg: X	Class eg: y	total			No. (a)	As a % of total Shares held (b)	No. (a)	As a % of total Shares held (b)		
A	PROMOTER & PROMOTER GROUP	17	58004989	0	0	58004989	46.4900	58004989	0	58004989	46.4900	0	0.0000	7500000	6.0111	16138250	12.9345	58004989
B	PUBLIC	91835	59721786	0	7041875	66763661	53.5100	66763661	0	66763661	53.5100	0	0.0000	0	0	0	0.0000	65392627
C	NON PROMOTER NON PUBLIC	0	0	0	0	0	0	0	0	0	0	0	0	0	0	0	0.0000	0
C1	SHARES UNDERLYING GDRS	0	0	0	0	0	0	0	0	0	0	0	0	0	0	0	0.0000	0
C2	SHARES HELD BY EMPLOYEE TRUST	0	0	0	0	0	0	0	0	0	0	0	0	0	0	0	0.0000	0
	TOTAL	91852	117726775	0	7041875	124768650	100.0000	124768650	0	124768650	100.0000	0	0.0000	7500000	6.0111	16138250	12.9345	123397616



TABLE -II STATEMENT SHOWING SHAREHOLDING PATTERN OF THE PROMOTER AND PROMOTER GROUP  
NAME OF COMPANY KESORAM INDUSTRIES LIMITED  
CLASS OF SECURITY : EQUITY  
SCRIP CODE/NAME OF THE SCRIP :S02937(BSE), 10000020(CSE) , KESORAMIND(NSE)  
REPORT FOR THE QUARTER ENDED : 30TH JUNE, 2017

Category & Name of the Shareholders (I)	PAN (II)	Nos. Of shareholders (III)	No. of fully paid up equity shares held (IV)	No. Of Partly paid-up equity shares held (V)	No. Of shares underlying Depository Receipts (VI)	Total nos. shares held (VII) = (IV)+(V)+ (VI)	Shareholding as a % calculated as per SCRR, 1957 (VIII) As a % of (A+B+C2)	Number of Voting Rights held in each class of securities (IX)			No. Of Shares Underlying Outstanding convertible securities(including Warrants) (X)	Shareholding, as a % assuming full conversion of convertible securities ( as a percentage of diluted share capital) (XI)= (VII)+(X) As a % of (A+B+C2)	Number of Locked in shares (XII)		Number of Shares pledged or otherwise encumbered (XIII)		Number of equity shares held in dematerialized form (XIV)	
								No of Voting Rights		Total as a % of Total Voting rights			No. (a)	As a % of total Shares held (b)	No. (a)	As a % of total Shares held (b)		
								Class: x	Class: y									TOTAL
<b>A Promoter and Promoter Group</b>																		
(1) Indian																		
(a) Individuals/Hindu undivided Family		7	1312409	0	0	1312409	1.0519	1312409	0	1312409	1.0519	0	1.0519	0	0	0	0.0000	1312409
RAJASHREE BIRLA	AAFPB1583L		3250	0	0	3250	0.0026	3250	0	3250	0.0026	0	0.0026	0	0	0	0.0000	3250
VASAVADATTA BAJAJ	ADTPB8366j		5750	0	0	5750	0.0046	5750	0	5750	0.0046	0	0.0046	0	0	0	0.0000	5750
KUMAR MANGALAM BIRLA	AFFPB5926H		300	0	0	300	0.0002	300	0	300	0.0002	0	0.0002	0	0	0	0.0000	300
BASANT KUMAR BIRLA	AEKPB3110L		402496	0	0	402496	0.3226	402496	0	402496	0.3226	0	0.3226	0	0	0	0.0000	402496
JAYASHREE MOHTA	AFAPM4903M		65078	0	0	65078	0.0522	65078	0	65078	0.0522	0	0.0522	0	0	0	0.0000	65078
MANJUSHREE KHAITAN	AGFPK0198L		720158	0	0	720158	0.5772	720158	0	720158	0.5772	0	0.5772	0	0	0	0.0000	720158
VIDULA JALAN	AFVFPK1058A		115377	0	0	115377	0.0925	115377	0	115377	0.0925	0	0.0925	0	0	0	0.0000	115377
											0							




TABLE -II STATEMENT SHOWING SHAREHOLDING PATTERN OF THE PROMOTER AND PROMOTER GROUP  
NAME OF COMPANY KESORAM INDUSTRIES LIMITED  
CLASS OF SECURITY : EQUITY  
SCRIP CODE/NAME OF THE SCRIP :502937(BSE), 10000020(CSE) , KESORAMIND(NSE)  
REPORT FOR THE QUARTER ENDED : 30TH JUNE, 2017

Category & Name of the Shareholders (I)	PAN (II)	Nos. Of shareholders (III)	No. of fully paid up equity shares held (IV)	No. Of Partly paid-up equity shares held (V)	No. Of shares underlying Depository Receipts (VI)	Total nos. shares held (VII) = (IV)+(V)+ (VI)	Shareholding as a % calculated as per SCRR, 1957 (VIII) As a % of (A+B+C2)	Number of Voting Rights held in each class of securities (IX)			No. Of Shares Underlying Outstanding convertible securities(including Warrants) (X)	Shareholding, as a % assuming full conversion of convertible securities ( as a percentage of diluted share capital) (XI)= (VII)+(X) As a % of (A+B+C2)	Number of Locked in shares (XII)		Number of Shares pledged or otherwise encumbered (XIII)		Number of equity shares held in dematerialized form (XIV)		
								No of Voting Rights					Total as a % of Total Voting rights	No. (a)	As a % of total Shares held (b)	No. (a)		As a % of total Shares held (b)	
								Class: x	Class: y	TOTAL									
(b) Central Government/ State Government(s)			0	0	0	0	0	0	0	0	0	0	0	0	0	0	0	0	
(c) Financial Institutions/ Banks			0	0	0	0	0	0	0	0	0	0	0	0	0	0	0	0	
(d) Any Other (specify)																			
Bodies Corporate			10	56692580	0	0	56692580	45.4382	56692580	0	56692580	45.4382	0	45.4382	7500000	6.0111	16138250	12.9345	56692580
Century Textile and Industries Ltd	AAACC2659Q			5116800	0	0	5116800	4.1010	5116800	0	5116800	4.1010	0	4.1010302	0	0.0000	0	0.0000	5116800
Birla Education Trust	AAATB4584C			954171	0	0	954171	0.7648	954171	0	954171	0.7648	0	0.7647522	0	0.0000	0	0.0000	954171
Birla Education Institution	AAATB3103B			362643	0	0	362643	0.2907	362643	0	362643	0.2907	0	0.2906523	0	0.0000	0	0.0000	362643
Birla Institute Of Technology and science	AAATB2599R			1515806	0	0	1515806	1.2149	1515806	0	1515806	1.2149	0	1.2148933	0	0.0000	0	0.0000	1515806
Prakash Education Society	AAATP1227G			910922	0	0	910922	0.7301	910922	0	910922	0.7301	0	0.7300888	0	0.0000	0	0.0000	910922
Padmavati Investment Ltd	AABCP8632M			1899115	0	0	1899115	1.5221	1899115	0	1899115	1.5221	0	1.5221091	0	0.0000	0	0.0000	1899115
Aditya Marketing and Manufacturing limited	AACCA8226F			2449111	0	0	2449111	1.9629	2449111	0	2449111	1.9629	0	1.9629218	0	0.0000	0	0.0000	2449111
Manav Investment and Trading co.ltd	AACCM0875E			16138250	0	0	16138250	12.9345	16138250	0	16138250	12.9345	0	12.934539	7500000	6.0111	16138250	12.9345	16138250
B.K.birla foundation	AACCB3092J			7012	0	0	7012	0.0056	7012	0	7012	0.0056	0	0.0056	0	0	0	0.0000	7012
Pilani Investment and Industries Corporation Ltd	AABCP7642R			27338750	0	0	27338750	21.9116	27338750	0	27338750	21.9116	0	21.911554	0	0	0	0.0000	27338750



TABLE -II STATEMENT SHOWING SHAREHOLDING PATTERN OF THE PROMOTER AND PROMOTER GROUP  
NAME OF COMPANY KESORAM INDUSTRIES LIMITED  
CLASS OF SECURITY : EQUITY  
SCRIP CODE/NAME OF THE SCRIP :502937(BSE), 10000020(CSE) , KESORAMIND(NSE)  
REPORT FOR THE QUARTER ENDED : 30TH JUNE, 2017

Category & Name of the Shareholders (I)	PAN (II)	Nos. Of shareholders (III)	No. of fully paid up equity shares held (IV)	No. Of Partly paid-up equity shares held (V)	No. Of shares underlying Depository Receipts (VI)	Total nos. shares held (VII) = (IV)+(V)+ (VI)	Shareholding as a % calculated as per SCRR, 1957 (VIII) As a % of (A+B+C2)	Number of Voting Rights held in each class of securities (IX)			No. Of Shares Underlying Outstanding convertible securities(including Warrants) (X)	Shareholding, as a % assuming full conversion of convertible securities ( as a percentage of diluted share capital) (XI)= (VII)+(X) As a % of (A+B+C2)	Number of Locked in shares (XII)		Number of Shares pledged or otherwise encumbered (XIII)		Number of equity shares held in dematerialized form (XIV)		
								No of Voting Rights		Total as a % of Total Voting rights			No. (a)	As a % of total Shares held (b)	No. (a)	As a % of total Shares held (b)			
								Class: x	Class: y									TOTAL	
Sub-Total (A)(1)			17	58004989	0	0	58004989	46.490035	58004989	0	58004989	46.490035	46.4900	7500000	6.3955	16138250	12.9345	58004989	
(2) Foreign			0	0	0	0	0	0	0	0	0	0	0.0000	0	0	0	0	0.0000	0
(a) Individuals (NonResident Individuals/ Foreign Individuals)			0	0	0	0	0	0	0	0	0	0	0.0000	0	0	0	0	0.0000	0
(b) Government			0	0	0	0	0	0	0	0	0	0	0.0000	0	0	0	0	0.0000	0
(c) Institutions			0	0	0	0	0	0	0	0	0	0	0.0000	0	0	0	0	0.0000	0
(d) Foreign Portfolio Investor			0	0	0	0	0	0	0	0	0	0	0.0000	0	0	0	0	0.0000	0
(e) Any Other (specify)			0	0	0	0	0	0	0	0	0	0	0.0000	0	0	0	0	0.0000	0
Sub-Total (A)(2)			0	0	0	0	0	0	0	0	0	0	0.0000	0	0	0	0	0.0000	0
Total Shareholding of Promoter and Promoter Group (A)=(A)(1)+(A)(2)			17	58004989	0	0	58004989	46.490035	58004989	0	58004989	46.490035	46.4900	7500000	6.3955	16138250	12.9345	58004989	

DETAILS OF SHARES WHICH REMAIN UNCLAIMED MAY BE GIVEN HERE ALONG WITH DETAILS SUCH AS NUMBER OF SHARE HOLDER ,OUTSTANDING SHARES HOLD IN DEMAT/UNCLAIMED SUSPENSE ACCOUNT VOTING RIGHT WHICH ARE FROZEN ETC. N.A.

- NOTE
- PAN WOULD NOT BE DISPLAYED ON WEBSITE OF STOCK EXCHANGE(S).
  - THE TERM "ENCUMBRANCE " HAS THE SAME MEANING AS ASSIGNED UNDER 28(3) OF SEBI (SUBSTANTIAL ACQUISITION OF SHARES AND TAKE OVERS) REGULATIONS,2011



TABLE -III STATEMENT SHOWING SHAREHOLDING PATTERN OF THE PUBLIC SHAREHOLDER  
NAME OF COMPANY  
KESORAM INDUSTRIES LIMITED

CLASS OF SECURITY : EQUITY

SCRIP CODE/NAME OF THE SCRIP

REPORT FOR THE QUARTER ENDED : 30TH JUNE, 2017

:502937(BSE), 10000020(CSE), KESORAMIND(NSE)

Category & Name of the Shareholders (I)	PAN (II)	Nos. Of shareholders (III)	No. of fully paid up equity shares held (IV)	No. Of Partly paid-up equity shares held (V)	No. Of shares underlying Depository Receipts (VI)	Total nos. shares held (VII) = (IV)+(V)+ (VI)	Shareholding as a % calculated as per SCRR, 1957 (VIII) As a % of (A+B+C2)	Number of Voting Rights held in each class of securities (IX)			No. Of Shares Underlying Outstanding convertible securities (including Warrants) (X)	Shareholding, as a % assuming full conversion of convertible securities (as a percentage of diluted share capital) (XI) = (VII)+(X) As a % of (A+B+C2)	Number of Locked in shares (XII)		Number of Shares pledged or otherwise encumbered (XIII)		Number of equity shares held in dematerialized form (XIV)	
								Class: x	Class: y	TOTAL			No. (a)	As a % of total Shares held (b)	No. (a)	As a % of total Shares held (b)		
<b>B</b>																		
<b>(1)</b>																		
<b>(a)</b>																		
Mutual Funds		11	201940	0	0	201940	0.1619	201940	0	201940	0.1619	0	0.1619	0	0	0	0.0000	190510
Venture Capital Funds		0	0	0	0	0	0.0000	0	0	0	0.0000	0	0.0000	0	0	0	0.0000	0
Alternate Investment Funds		0	0	0	0	0	0.0000	0	0	0	0.0000	0	0.0000	0	0	0	0.0000	0
Foreign Venture Capital Investors		0	0	0	0	0	0.0000	0	0	0	0.0000	0	0.0000	0	0	0	0.0000	0
Foreign Portfolio Investors		15	5530751	0	0	5530751	4.4328	5530751	0	5530751	4.4328	0	4.4328	0	0	0	0.0000	5523651
HYPNOS FUND LIMITED	AACCH67BSN		1900000	0	0	1900000	1.5228	1900000	0	1900000	1.5228	0	1.5228	0	0	0	0.0000	1900000
Financial Institutions/ Banks		45	1548185	0	0	1548185	1.2408	1548185	0	1548185	1.2408	0	1.2408	0	0	0	0.0000	1528783
LIFE INSURANCE CORPORATION OF INDIA P& GS FUND	AAACL0582H		1266865	0	0	1266865	1.0154	1266865	0	1266865	1.0154	0	1.0154	0	0	0	0.0000	1266865




TABLE -III STATEMENT SHOWING SHAREHOLDING PATTERN OF THE PUBLIC SHAREHOLDER  
NAME OF COMPANY KESORAM INDUSTRIES LIMITED  
CLASS OF SECURITY : EQUITY  
SCRIP CODE/NAME OF THE SCRIP :502937(BSE), 1000020(CSE) ,KESORAMIND(NSE)  
REPORT FOR THE QUARTER ENDED : 30TH JUNE, 2017

Category & Name of the Shareholders (I)	PAN (II)	Nos. Of shareholders (III)	No. of fully paid up equity shares held (IV)	No. Of Partly paid-up equity shares held (V)	No. Of shares underlying Depository Receipts (VI)	Total nos. shares held (VII) = (IV)+(V)+ (VI)	Shareholding as a % calculated as per SCRR, 1957 (VIII) As a % of (A+B+C2)	Number of Voting Rights held in each class of securities (IX)			No. Of Shares Underlying Outstanding convertible securities (including Warrants) (X)	Shareholding as a % assuming full conversion of convertible securities ( as a percentage of diluted share capital) (XI)= (VII)+(X) As a % of (A+B+C2)	Number of Locked in shares (XII)		Number of Shares pledged or otherwise encumbered (XIII)		Number of equity shares held in dematerialized form (XIV)	
								No of Voting Rights					Total as a % of Total Voting rights	No. (a)	As a % of total Shares held (b)	No. (a)		As a % of total Shares held (b)
								Class: x	Class: y	TOTAL								
(g) INSURANCE COMPANIES		5	4212546	0	0	4212546	3.3763	4212546	0	4212546	3.3763	3.3763	0	0	0	0.0000	4212346	
LIFE INSURANCE CORPORATION OF INDIA	AAACL058ZH		3716952	0	0	3716952	2.9791	3716952	0	3716952	2.9791	2.9791	0	0	0	0.0000	3716952	
PROVIDENT FUND/PENSIDN FUND			0	0	0	0	0.0000	0	0	0	0.0000	0.0000	0	0	0	0.0000	0	
(h) Any Other (specify)			0	0	0	0	0.0000	0	0	0	0.0000	0.0000	0	0	0	0.0000	0	
(I) Sub-Total (B)(1)		76	11493422	0	0	11493422	9.2118	11493422	0	11493422	9.2118	9.2118	0	0	0	0.0000	11455290	
-2 Central Govt/State Govt(s)PO1																		
Sub-Total (B)(2)		0	0	0	0	0	0	0	0	0	0	0.0000	0	0	0	0.0000	0	




TABLE -III STATEMENT SHOWING SHAREHOLDING PATTERN OF THE PUBLIC SHAREHOLDER  
NAME OF COMPANY KESORAM INDUSTRIES LIMITED  
CLASS OF SECURITY : EQUITY  
SCRIP CODE/NAME OF THE SCRIP :502937(BSE), 10000020(CSE) , KESORAMIND(NSE)  
REPORT FOR THE QUARTER ENDED : 30TH JUNE, 2017

Category & Name of the Shareholders (I)	PAN (II)	Nos. Of shareholders (III)	No. of fully paid up equity shares held (IV)	No. Of Partly paid-up equity shares held (V)	No. Of shares underlying Depository Receipts (VI)	Total nos. shares held (VII) = (IV)+(V)+ (VI)	Shareholding as a % calculated as per SCRR, 1957 (VIII) As a % of (A+B+C2)	Number of Voting Rights held in each class of securities (IX)			No. Of Shares Underlying Outstanding convertible securities (including Warrants) (X)	Shareholding, as a % assuming full conversion of convertible securities ( as a percentage of diluted share capital) (XI)= (VII)+(X) As a % of (A+B+C2)	Number of Locked in shares (XII)		Number of Shares pledged or otherwise encumbered (XIII)		Number of equity shares held in dematerialized form (XIV)	
								Class: x	Class: y	TOTAL			No. (a)	As a % of total Shares held (b)	No. (a)	As a % of total Shares held (b)		
<b>-3 Non-institutions</b>																		
(a(i))			89411	19868610	0	0	19868610	15.9244	19868610	0	19868610	15.9244	15.9244	0	0	0	0.0000	18723734
(a(ii))			107	7769349	0	0	7769349	6.2270	7769349	0	7769349	6.2270	6.2270	0	0	0	0.0000	7744527
(b)			5	45555	0	0	45555	0.0365	45555	0	45555	0.0365	0.0365	0	0	0	0.0000	45555
(c)			0	0	0	0	0	0.0000	0	0	0	0.0000	0.0000	0	0	0	0.0000	0
(d)			1	0	0	7041875	7041875	5.6439	7041875	0	7041875	5.6439	5.6439	0	0	0	0.0000	7041875
	DEUTSCHE BANK TRUST COMPANY AMERICAS	AACCD4898E		0	0	7041875	7041875	5.6439	0	0	0	5.6439	5.6439	0	0	0	0.0000	7041875





TABLE -III STATEMENT SHOWING SHAREHOLDING PATTERN OF THE PUBLIC SHAREHOLDER  
NAME OF COMPANY KESORAM INDUSTRIES LIMITED  
CLASS OF SECURITY : EQUITY  
SCRIP CODE/NAME OF THE SCRIP :502937(BSE), 1000020(CSE) , KESORAMIND(NSE)  
REPORT FOR THE QUARTER ENDED : 30TH JUNE, 2017

	Category & Name of the Shareholders (I)	PAN (II)	Nos. Of shareholders (III)	No. of fully paid up equity shares held (IV)	No. Of Partly paid-up equity shares held (V)	No. Of shares underlying Depository Receipts (VI)	Total nos. shares held (VII) = (IV)+(V)+ (VI)	Shareholding as a % calculated as per SCRR, 1957 (VIII) As a % of (A+B+CZ)	Number of Voting Rights held in each class of securities (IX)			No. Of Shares Outstanding convertible securities (including Warrants) (X)	Shareholding, as a % assuming full conversion of convertible securities ( as a percentage of diluted share capital) (XI)= (VII)+(X) As a % of (A+B+CZ)	Number of Locked in shares (XII)		Number of Shares pledged or otherwise encumbered (XIII)		Number of equity shares held in dematerialized form (XIV)
									No of Voting Rights		Total as a % of Total Voting rights			No. (a)	As a % of total Shares held (b)	No. (a)	As a % of total Shares held (b)	
									Class: x	Class: y								
(e)	Any Other (specify)			0	0	0	0	0	0	0	0	0.0000	0	0	0	0	0.0000	0
i	OTHER BODIES CORPORATE		1369	15847691	0	0	15847691	12.7017	15847691	0	15847691	12.7017	12.7017	0	0	0	0.0000	15693782
	CENTURY ENKA LIMITED	AABCC2491D		1403985	0	0	1403985	1.1253	1403985	0	1403985	1.1253	1.1253	0	0	0	0.0000	1403985
	MORGAN STABLEY INDIA COMPANY PVT. LTD.	AAACJ4998F		7500000	0	0	7500000	6.0111	7500000	0	7500000	6.0111	6.0111	0	0	0	0.0000	7500000
ii	NON RESIDENT INDIVIDUAL		821	791948	0	0	791948	0.6347	791948	0	791948	0.6347	0.6347	0	0	0	0.0000	784739
iii	TRUST		3	1396	0	0	1396	0.0011	1396	0	1396	0.0011	0.0011	0	0	0	0.0000	1396
iv	UNCLAIMED SUSPENSE A/C		1	152981	0	0	152981	0.1226	152981	0	152981	0.1226	0.1226	0	0	0	0.0000	152981
v	ENEMY PROPERTY		37	8099	0	0	8099	0.0065	8099	0	8099	0.0065	0.0065	0	0	0	0.0000	6803




TABLE -III STATEMENT SHOWING SHAREHOLDING PATTERN OF THE PUBLIC SHAREHOLDER  
NAME OF COMPANY KESORAM INDUSTRIES LIMITED  
CLASS OF SECURITY : EQUITY  
SCRIP CODE/NAME OF THE SCRIP :S02937(BSE), 1000020(CSE) , KESORAMIND(NSE)  
REPORT FOR THE QUARTER ENDED : 30TH JUNE, 2017

Category & Name of the Shareholders (I)	PAN (II)	Nos. Of shareholders (III)	No. of fully paid up equity shares held (IV)	No. Of Partly paid-up equity shares held (V)	No. Of shares underlying Depository Receipts (VI)	Total nos. shares held (VII) = (IV)+(V)+ (VI)	Shareholding as a % calculated as per SCRR, 1957 (VIII) As a % of (A+B+C2)	Number of Voting Rights held in each class of securities (IX)			No. Of Shares Underlying Outstanding convertible securities(including Warrants) (X)	Shareholding, as a % assuming full conversion of convertible securities [ as a percentage of diluted share capital) (XI)= (VII)+(X) As a % of (A+B+C2)	Number of Locked in shares (XII)		Number of Shares pledged or otherwise encumbered (XIII)		Number of equity shares held in dematerialized form (XIV)		
								No of Voting Rights	Total as a % of Total Voting rights				No.	As a % of total Shares held	No.	As a % of total Shares held			
								Class: x	Class: y	TOTAL			No. (a)	As a % of total Shares held (b)	No. (a)	As a % of total Shares held (b)			
vi	OCB		4	3742735	0	0	3742735	2.9997	3742735	0	3742735	2.9997399	0	0	0	0.0000	3741945		
	DEVI INVESTMENT AND DEVELOPMENT	AACCD1757E		3441945	0	0	3441945	2.7587	3441945	0	3441945	2.7586617	0	0	0	0.0000	3441945		
vii	FOREIGN COMPANIES		0	0	0	0	0	0.0000	0	0	0	0	0	0	0	0.0000	0		
	Sub-Total (B)(3)		91759	48228364	0	7041875	55270239	44.2982	55270239	0	55270239	44.298178	0	0	0	0.0000	53937337		
	Total Public Shareholding (B)=(B)(1)+(B)(2)+(B)(3)		91835	59721786	0	7041875	66763661	53.5100	66763661	0	66763661	53.509965	0	0	0	0.0000	65392627		
	TOTAL (A+B)		91852	117726775	0	7041875	124768650	100.0000	124768650	0	124768650	100.0000	0	0.0000	7500000	6.0111	16138250	12.9345	123397616

DETAILS OF THE SHAREHOLDERS ACTING AS PERSONS IN CONCERT INCLUDING THEIR SHAREHOLDING (NO. AND %): N.A.

DETAILS OF SHARES WHICH REMAIN UNCLAIMED MAY BE GIVEN HERE ALONG WITH DETAILS SUCH AS NUMBER OF SHARE HOLDER ,OUTSTANDING SHARES HOLD IN DEMAT/UNCLAIMED SUSPENSE ACCOUNT VOTING RIGHT WHICH ARE FROZEN ETC.

NO OF SHARE HOLDER	SHARES HELD
3986	152981

NOTE

- PAN WOULD NOT BE DISPLAYED ON WEBSITE OF STOCK EXCHANGE(S).
- The above format needs to be disclosed along with the name of following persons /institution /non institution holding more than 1% of total number of shares.
- W.R.T the information pertaining to depository receipt the same may be disclosed in the respective column to the extent information available and the balance to be disclosed as held by custodian.



TABLE -IV STATEMENT SHOWING SHAREHOLDING PATTERN OF THE NON PROMOTER - NON PUBLIC SHAREHOLDER  
NAME OF COMPANY KESORAM INDUSTRIES LIMITED  
CLASS OF SECURITY : EQUITY  
SCRIP CODE/NAME OF THE SCRIP :S02937(BSE), 10000020(CSE) , KESORAMIND(NSE)  
REPORT FOR THE QUARTER ENDED : 30TH JUNE, 2017

Category & Name of the Shareholders (I)	PAN (II)	Nos. Of shareholders (III)	No. of fully paid up equity shares held (IV)	No. Of Partly paid-up equity shares held (V)	No. Of shares underlying Depository Receipts (VI)	Total nos. shares held (VII) = (IV)+(V)+(VI)	Shareholding as a % calculated as per SCRR, 1957 (VIII) As a % of (A+B+C2)	Number of Voting Rights held in each class of securities (IX)			No. Of Shares Underlying Outstanding convertible securities (including Warrants) (X)	Shareholding, as a % assuming full conversion of convertible securities (as a percentage of diluted share capital) (XI) = (VII)+(X) As a % of (A+B+C2)	Number of Locked in shares (XII)		Number of Shares pledged or otherwise encumbered (XIII)		Number of equity shares held in dematerialized form (XIV)	
								Class: x	Class: y	TOTAL			Total as a % of Total Voting rights	No. (a)	As a % of total Shares held (b)	No. (a)		As a % of total Shares held (b)
NONPROMOTER NON PUBLIC																		
(1) Custodian/DR Holder -			0															
(a) Name of DR Holders (If Available)									0	0	0			0	0.0000	0	0.0000	
(2) Employee Benefit Trust (under SEBI (Share based Employee Benefit) Regulations, 2014)																		
Total NonPromoter- Non Public Shareholding (C) = (C)(1)+(C)(2)																		
Total (A+B+C)			91852	117726775	0	7041875	124768650	100.00	124768650	0	124768650	100.00	100.0000	7500000	6.01	16138250	12.93	123397616

NOTE  
1. PAN WOULD NOT BE DISPLAYED ON WEBSITE OF STOCK EXCHANGE(S).  
2. The above format needs to be disclosed along with the name of following persons /institution /non institution holding more than 1% of total number of shares.  
3. W.R.T the information pertaining to depository receipt the same may be disclosed in the respective column to the extent information available and the balance to be disclosed as held by custodian.

